
CONTENTS

Figures, Tables, and Boxes ix

Foreword xiii

Acknowledgments xv

The Editors xvii

The Contributors xix

PART ONE: FOUNDATIONS OF HEALTH PROMOTION RESEARCH 1

1 Key Steps in the Research Process 3

Richard A. Crosby, Ralph J. DiClemente, and Laura F. Salazar

2 Philosophy of Science and Theory Construction 23

Laura F. Salazar, Ralph J. DiClemente, and Richard A. Crosby

3 Ethical Issues in Health Promotion Research 41

John F. Santelli

PART TWO: RESEARCH DESIGN 73

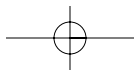
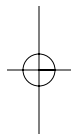
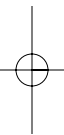
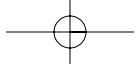
- 4 Choosing a Research Design 75
Laura F. Salazar, Richard A. Crosby, and Ralph J. DiClemente
- 5 Conducting Observational Research 107
Richard A. Crosby, Laura F. Salazar, and Ralph J. DiClemente
- 6 Designing Randomized Controlled Trials in Health
Promotion Research 129
Ralph J. DiClemente, Laura F. Salazar, and Richard A. Crosby
- 7 Qualitative Research Strategies and Methods for Health
Promotion 150
Laura F. Salazar, Richard A. Crosby, and Ralph J. DiClemente
- 8 Program Evaluation 199
Nancy Thompson, Michelle C. Kegler, and David R. Holtgrave

PART THREE: MEASUREMENT, SAMPLING, AND ANALYSIS 227

- 9 Measurement in Health Promotion 229
Richard R. Clayton and Richard A. Crosby
- 10 Improving Validity of Self-Reports for Sensitive Behaviors 260
Rick S. Zimmerman, Katherine A. Atwood, and Pamela K. Cupp
- 11 Principles of Sampling 289
Richard A. Crosby, Laura F. Salazar, and Ralph J. DiClemente
- 12 Analytic Techniques for Observational Research 317
Richard A. Crosby, Ralph J. DiClemente, and Laura F. Salazar
- 13 Basic Principles of Statistical Analysis for Randomized
Controlled Trials 347
Ralph J. DiClemente, Laura F. Salazar, and Richard A. Crosby

**PART FOUR: CORE SKILLS RELATED TO HEALTH PROMOTION
RESEARCH 369**

- 14 Introduction to Scientific Writing 371
Richard A. Crosby, Ralph J. DiClemente, and Laura F. Salazar
- 15 Crafting a Successful Research Proposal 400
Ralph J. DiClemente, Laura F. Salazar, and Richard A. Crosby
- Name Index 429
- Subject Index 435



FIGURES, TABLES, AND BOXES

Figures

- 1.1. A Trajectory of Research in Health Promotion 10
- 1.2. Schematic Illustration of the Nine-Step Research Process 16
- 2.1. Health Belief Model Components and Linkages 35
- 3.1. General Requirements for Informed Consent (45 CFR 46.116) 55
- 3.2. Internet Resources on Human Subjects' Protection 65
- 4.1. The Chain of Research in Health Promotion 76
- 4.2. HIV Prevalence Among Men Who Have Sex with Men, at Sexually Transmitted Disease Clinics, by Region (1993–1997) 85
- 4.3. HIV Prevalence Among Men Who Have Sex with Men, at Sexually Transmitted Disease Clinics, by Race or Ethnicity (1993–1997) 85
- 6.1. A Schematic Illustration of a Randomized Controlled Trial (RCT) 132
- 7.1. Model of Psychological Responses to a Serological HSV-2 Diagnosis 163
- 8.1. Common Evaluation-Related Costs 202
- 8.2. Basic Logic Model Components 204
- 8.3. Abbreviated Program Logic Model 205
- 8.4. Logic Model with Detailed Inputs, Activities, and Outputs 206
- 8.5. Sample Survey 209
- 9.1. A Female Adolescent's Daily Smoking Pattern 246
- 9.2. Cigarettes Per Day Averaged over Each Week 248

- 9.3. Cigarettes: Average Daily Number 249
- 9.4. Average Proportion of Cigarettes Smoked While Drinking on Days That Smoking Was Reported 250
- 10.1. Model of the Cognitive Process of Information Retrieval 264
- 11.1. The Relationship of a Sample to a Population 294
- 11.2. An Example of a Figure Used to Represent Recruitment Success 306
- 11.3. Effect Size in Two Similar Studies 309
- 12.1. Distribution of Health-Risk Behaviors for 569 Detained Adolescents 319
- 12.2. Number of Sex Partners (Lifetime) Reported by Detained Adolescents 320
- 12.3. Number of Pap Tests (Lifetime) Reported by 273 Women 321
- 12.4. Scatterplots Illustrating Direct and Inverse Correlations 332
- 12.5. The Sum of Pearson r Values Does Not Necessarily Equate with R^2 336
- 13.1. Number of Participants Experiencing a Heart Attack in a Stress-Reduction Program and a Control Condition 355
- 13.2. Statistical Decision Map 356
- 13.3. Standard Pretest-Posttest Design 360
- 14.1. Examples of Journals That Publish Articles Relevant to Health Promotion 374
- 14.2. Common Study Limitations 387
- 14.3. How a Manuscript Becomes a Published Journal Article 396
- 15.1. Example of a Figure Outlining the Research Design 412
- 15.2. Template for a Five-Year Project Timeline 427

Tables

- 3.1. Categories of Exempt Research in the U.S. Federal Regulations 52
- 5.1. A Comparison of Volunteers and Nonvolunteers 116
- 7.1. Predispositions of Quantitative and Qualitative Modes of Inquiry 153
- 7.2. Emergent Themes Related to Getting a Future AIDS Vaccine 167
- 7.3. A Comparison of Strategies in the Conduct of a Hypothetical Project: “Arrivals and Departures: Patterns of Human Attachment” 174
- 10.1. Advantages and Disadvantages of Approaches Related to Cognitive Factors 269
- 10.2. Advantages and Disadvantages of Approaches Related to Situational Factors 277
- 11.1. Examples of Research Questions Displayed by Level of Analysis 291
- 11.2. Sampling Frames with High and Low Degrees of Generalizability 292
- 12.1. Frequency Distribution of Race or Ethnicity for a Sample of 569 Detained Adolescents 325

- 12.2. Contingency Table of Data Pertaining to a Study of Breast Self-Examination Practices 329
- 13.1. Comparability of the HIV Risk Reduction and General Health Promotion Conditions 351
- 13.2. Effects of an HIV Risk-Reduction Intervention on Adolescents' Sexual Behaviors 358
- 13.3. Differences on Condom Attitude Scores by Study Group 362
- 13.4. Effects of an HIV Risk-Reduction Intervention on Condom Attitude Scores 362
- 13.5. Effects of an HIV Risk-Reduction Intervention on HIV Knowledge and Self-Esteem 363
- 14.1. Description of Scale Measures and Bivariate Correlations of These Measures with Self-Esteem Among African American Adolescent Females 383

Boxes

- 2.1. The "8 × 8" Recommendation 27
- 2.2. Early AIDS Hypotheses 36
- 3.1. Research with Prison Populations, Section 46.306 59
- 3.2. Scenarios for Ethical Consideration 68
- 4.1. Prevalence Versus Incidence 77
- 4.2. Common Threats to Internal Validity 89
- 5.1. Example of a Recruitment Brochure 113
- 5.2. Examples of Recruitment Scripts 115
- 6.1. A Control Group Is Not the Same as a Comparison Group 139
- 7.1. Text Transcribed Verbatim from an Interview with a Patient from an STD Clinic 156
- 7.2. Sample Results Write-Up 159
- 7.3. Meaning of Condom Use 160
- 7.4. Louisiana State Legislation 171
- 7.5. English and Spanish Semistructured Interview Guide from a Study of Mexican and Mexican American Women 185
- 9.1. Example of a Scale 234
- 9.2. Example of an Index 235
- 10.1. The Randomized Lists Technique: A Promising But Experimental Approach to Improving Validity in Surveys 275
- 11.1. A Comparison of Two Techniques to Sample Women with Abnormal Pap Test Results in the Past Five Years 298

- 11.2. Probability Sampling Made Easy 301
- 11.3. Examples of Convenience Samples with “Large Conclusions” 303
- 11.4. Example of a Matrix for Quota Sampling 304
- 11.5. As Sample Size Goes Up, Significance Is Easier to “Find” 310
- 12.1. Four Levels of Data 322
- 12.2. Confidence Intervals 327
- 14.1. Examples of Abridged Grammar in Abstracts 377
- 14.2. Examples of Effective Conclusions 389
- 15.1. Sample Letter of Support 413
- 15.2. Tips for Successful Proposal Writing 428