

Index

A

Access (Microsoft)

- creating Access view for list, 110–112
- synchronizing SharePoint contact list with, 21–22
- uploading Access database to SharePoint document library, 395–397

access levels. *see also* user access

- enabling access requests, 302–304
- item level, 308–310
- list or library level, 306–308
- overview of, 304
- site level, 304–306

actions

- launching from business items, 421–422
- overview of, 415

Active Directory, 325

administrators

- administrator-approved form templates, 373–376
- BDC administrator role, 412

advanced search

- adding managed property to Advanced Search Web Part, 488–490
- creating managed property for, 484–488
- interface, 479
- overview of, 482–483
- performing, 483

Advanced Search Web Part, 488–490

alerts, subscribing to list alerts, 39–40

announcement list, 26–27

- columns, 26
- views, 27

application definition author, 411

application definition files

- adding actions to, 415
- defined, 411
- importing, 413

applications, BDC

- adding users to, 415–416
- configuring, 412–413
- importing application definition file, 413
- permissions, 415

Approval workflow, 144–148

- associating with document libraries, 144–146
- overview of, 126
- removing from libraries, 147–148
- requesting change in active workflow, 146–147

approvers, site groups, 295

ASP.NET

- creating Web Parts with, 191
- forms-based authentication and, 292
- master pages and, 285, 457

audiences

- distribution list as basis of, 318–320
- membership-based, 318
- overview of, 316–318
- personalization and, 15
- profiles as basis of, 325–326
- targeting list item to specific, 320–322
- targeting Web Part to specific, 322–325
- view options, 103

Audiences column, 20

auditing, regulatory requirements and, 160

authentication

- methods, 292
- site log in process and, 291–292

Auto complete, text box control options, 341



back-end systems

B

back-end systems, 207, 409

basic search

- interface, 479
- performing, 480–482
- scope options, 479–480

BDC (Business Data Catalog), 409–435

- actions, 415
- adding users to applications, 415–416
- administrator role, 412
- application definition author role, 411
- application permissions, 415
- associating business data with SharePoint list items, 433–435
- business analyst or site manager role, 411–412
- Business Data Actions Web Part, 431
- changing view of Business Data List Web Part, 422–424
- configuring BDC applications, 412–413
- configuring Business Data List Web Part, 418–420
- configuring Business Item Web Part, 428–431
- configuring Related Business Data List Web Part, 424–427
- creating columns for business data in SharePoint list, 432–433
- developer role, 412
- displaying items in Business Data List Web Part, 420–421
- enterprise features, 15
- extracting data from back-end systems, 207
- importing application definition file, 413
- launching actions from business items, 421–422
- managing permissions on an entity, 416–417
- overview of, 409–410
- roles, 411
- SharePoint list integration with, 431–432
- summary and exercises, 435
- viewing entities, 414

- viewing Related Business Data, 427–428
- Web Parts and, 418
- what it is, 410

best practices, content management, 87–88

blank site template, 249–250

blog template

- commenting blog post, 260–262
- creating blog site, 256–257
- creating new entry, 259–260
- customizing, 257–259
- defined, 249
- elements of, 254–255
- overview of, 254

breadcrumb trail, site navigation, 240

business analyst, BDC roles, 411–412

Business Data Actions Web Part, 431

Business Data Catalog. *see* BDC (Business Data Catalog)

Business Data column, 19

Business Data List Web Part

- changing view of, 422–424
- configuring, 418–420
- displaying items in, 420–421
- overview of, 418

business environment, 85–87

business intelligence content types, 164

Business Item Web Part

- configuring, 428–431
- defined, 418
- overview of, 428

business scorecards, 397–398. *see also* KPIs (key performance indicators)

buttons, InfoPath controls, 344–345

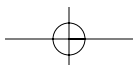
C

Calculated column, 19

calendar, regional settings, 243–245

calendar list, 22–26

- columns, 22–23
- creating meeting workspace from item in, 267–269



- creating new event, 24–26
- special features available, 23–24
- Calendar view, 107–108**
- Cascading Style Sheets (CSS)**
 - customizing sites, 283
 - site themes and, 474–475
- check boxes, InfoPath controls, 344**
- Check In/Check Out, 55–58**
 - checking in a document, 56–57
 - checking in a document from Office applications, 57–58
 - checking out a document, 55–56
 - document editing and, 119
 - document libraries and, 46
 - locking checked out documents, 54
 - managing and publishing content and, 439
- choice, fill-in, 18**
- Choice column, 18, 92–93**
- chrome setting, Web Parts, 198**
- Closed Web Parts gallery, 195**
- CMS (Content Management Server), 437–438.**
 - see also* **WCM (Web Content Management)**
- collaboration**
 - Approval workflow and, 144
 - forms for collecting information for, 329
 - SharePoint features, 8
 - WSS benefits, 5–6
- Collaboration Portal**
 - Document Center, 270–271
 - News template, 272–273
 - publishing templates, 279
 - Report Center, 271
 - Search Center, 278, 505
 - Site Directory, 273–278
- collaboration templates, 249–265**
 - blank site template, 249–250
 - blogs, 254–262
 - document workspace, 250–254
 - team site template, 249
 - wikis, 262–265
- Collect Feedback workflow, 129–137**
 - adding reviewers to workflow activity, 134–135
 - assigning workflow tasks, 136–137
 - associating with document libraries, 129–132
 - defined, 126
 - launching instance of, 132–134
 - overview of, 129
- Collect Signatures workflow, 137–143**
 - adding signature line to document template, 139–141
 - associating with document libraries, 138–139
 - defined, 126
 - launching from document, 141–143
 - overview of, 137–138
- columns. *see also* site columns**
 - adding to parent content type, 167–168
 - announcement list, 26
 - calendar list, 22–23
 - changing order on lists, 97–98
 - Choice, 92–93
 - contacts list, 20–21
 - content type, 12
 - creating, 88–90
 - creating columns for business data, 432–433
 - Currency, 94
 - Date and Time, 94–95
 - discussion board, 27
 - document libraries, 62
 - Hyperlink or Picture, 96
 - issue list, 31–32
 - link list, 28
 - list-centric compared with site, 102
 - Lookup, 95–96
 - Multiple Lines of Text, 90–92
 - Number, 93–94
 - overview of, 88
 - Person or Group, 96
 - related item columns, 432
 - Single Line of Text, 90
 - survey list, 32
 - tasks list, 29
 - types of information stored in list columns, 18–19
 - view options, 103
 - Yes/No, 96



combo boxes

combo boxes, 343

comments, blogs, 254, 260–262

conditional formatting, text box control options, 341

contact information page, 449–450

contacts list, 20–22

adding items to, 21

columns, 20–21

content

adding items to lists, 33–35

best practices for managing, 87–88

editing items on lists, 35–37

indexes, 478

SharePoint features for managing and publishing, 438–439

tracking updates, 39

working offline with list content, 38–39

Content Editor Web Part, 201

Content Management Server (CMS), 437–438.

see also **WCM (Web Content Management)**

content pages, 454

Content Query Web Part, 224–227, 317

content reports, 443

content rollout Web Parts, 208

content sources

creating based on file shares, 492–494

creating based on non-SharePoint web sites, 491–492

overview of, 490–491

scheduling updates, 494–496

search scope and, 500

updating manually, 496–497

content types, 159–190

adding columns to parent types, 167–168

anatomy of, 169–170

business intelligence, 164

creating, 161–162

document, 164–165

document information panel settings, 176–180

editing existing, 162–163

enabling content type management on a library, 184–185

enabling document conversion on a content type, 467–470

folder, 165

grouping, 170–171

issues, 166–167

list, 165–166

managing multiple, 185–187

metadata associated with, 459–460

naming/describing, 170

overview of, 11–12, 159–161

page layouts and, 168–169, 459–461

parent content type, 170

policy management and, 180–183

publishing, 169

publishing form template as content type, 372–373

site columns and, 176

specialized, 169

storing custom, 160

summary and exercises, 189–190

templates, 171–172

views based on, 187–189

workflow for, 173–175

content versioning, 438

contextual menus

document view options, 47

editing documents via, 54

controls, InfoPath, 340

buttons, 344–345

check boxes, 344

date pickers, 343

option buttons, 344

other options, 346

rich-text boxes, 342

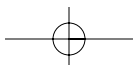
sections, 345–346

selection list boxes, 342–343

text boxes, 340–342

crawled content

creating managed property for advanced searches, 484



- defined, 478
- resetting, 497–498
- CSS (Cascading Style Sheets)**
 - customizing sites, 283
 - site themes and, 474–475
- Currency column, 18, 94**
- currency data, 18**
- Current User Filter Web Part, 214–217**
- D**
- Dashboard**
 - creating Dashboard page, 403–407
 - KPI Web Part, 210–213
 - overview of, 210
 - in Report Center, 378
- data connection libraries**
 - adding data connections to trusted data connection library, 394–395
 - data connection files stored in, 379
 - function of, 62
 - overview of, 78
- data connections, Excel**
 - adding data connections to trusted data connection library, 394–395
 - adding to form template, 367–371
 - overview of, 393–394
 - uploading data connection files to SharePoint, 395–397
 - using data connections from SharePoint libraries, 397
- data connections, InfoPath, 330**
- data management, WSS benefits, 6**
- data sources, InfoPath, 346–348**
- Data View Web Part, 228–230**
- databases**
 - Data View Web Part, 228–230
 - user profiles, 310
- Datasheet view, 108–109**
 - creating, 108–109
 - editing/updating document metadata, 52–53
 - overview of, 107
- date, regional settings, 243–245**
- Date and Time column, 19, 94–95**
- Date Picker, InfoPath controls, 343**
- deployment, WSS benefits, 5–6**
- Design Checker, 349**
- Design Tasks pane, InfoPath**
 - controls. *see* controls, InfoPath
 - Layout task pane, 339–340
 - overview of, 338–339
- designers, site groups, 294**
- designing forms, 350–355**
- developer, BDC roles, 412**
- discussion board, 27–28**
- display names, labels, 446**
- Disposition Approval workflow, 126**
- distribution list, audience created from, 318–320**
- Document Center, enterprise templates, 270–271**
- document content types, 164–165**
- document conversion**
 - configuring, 466–467
 - converting document to a Web page, 470–472
 - defined, 454
 - enabling on a content type, 467–470
 - overview of, 465–466
- document information panel settings, content types, 176–180**
- document libraries**
 - Approval workflow associated with, 144–146
 - Check In/Check Out, 55–58
 - Collect Feedback workflow associated with, 129–132
 - Collect Signatures workflow associated with, 138–139
 - creating documents, 49
 - document versions, 59–60
 - editing documents, 54
 - editing/updating metadata, 52–53
 - elements of, 62–63
 - emailing document links, 58–59
 - function of, 61



document libraries (*continued*)

document libraries (*continued*)

- opening in Windows Explorer, 63–64
- publishing, 441
- publishing form template to, 359–360
- restoring documents to previous version, 60–61
- templates, 48–49, 121–122
- uploading Access database to, 395–397
- uploading Excel workbooks to, 388–390
- uploading multiple documents to, 51
- uploading new documents to, 50
- URLs for associating custom templates with, 122–123
- view page, 47
- working with documents offline, 58

document permissions, 308–310

document workspace template, 250–254

- creating document workspace, 250–252
- defined, 249
- overview of, 250
- publishing document back to source location from a document workspace, 252–254

downloads, files from picture libraries, 75–77

drop-down lists

- adding search scope to, 503–504
- InfoPath controls, 342

E

Edit mode, Web Parts, 194–195

editing content types, 162–163

editing document metadata, 52–53

editing documents

- Check In/Check Out and, 119
- version control and, 119
- via contextual menus, 54

editing Excel workbooks, 384–387

editing list items, 35–37

editing wiki page, 264–265

elements

- document library, 62–63
- list, 18

emailing document links, 58–59

employee feedback, InfoPath, 330

enhanced text, column formatting options, 91

enterprise features, 14–15

enterprise templates

- Document Center, 270–271
- News, 272–273
- overview of, 269–270
- Records Center, 271–272
- Report Center, 271
- Search Center, 278
- Site Directory, 273–278

entities, BDC

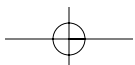
- managing permissions on, 416–417
- viewing details of, 414

Excel

- document templates associated with content types, 171
- exporting list data to, 42–43

Excel Services, 377–408

- adding data connections to trusted data connection library, 394–395
- adding Report Center to trusted file location, 381–382
- business scorecards, 397–398
- creating Dashboard page, 403–407
- creating KPI list from manually entered data, 398–400
- creating KPI list from SharePoint data, 400–403
- creating Report Center site, 379–381
- data connections, 393–394
- displaying workbooks in a Web Part, 392–393
- editing workbooks, 384–387
- enterprise features, 15
- Excel Web Access Web Part, 392
- interacting with workbooks, 382–384
- KPI Web Parts, 403–407
- overview of, 377–378
- publishing workbooks from Excel, 390–392
- publishing workbooks to SharePoint, 388
- Report Center default elements, 378–379





frequently asked questions (FAQs)

summary and exercises, 407–408
 uploading data connection files to SharePoint,
 395–397
 uploading workbook to document library,
 388–390
 using data connections from SharePoint
 libraries, 397
 viewing report snapshot, 387–388

Excel Web Access Web Part, 392

exports

list data to Excel, 42–43
 list events, 24
 Web Parts, 195
 Web Parts from Web Parts page, 200–201

expression boxes, InfoPath controls, 346

F

FAQs (frequently asked questions), wikis and, 262

features

defined, 245
 publishing features, enabling, 245–247

feedback, 330. see also Collect Feedback workflow

fields, list, 18

file attachments, InfoPath controls, 346

file items, document libraries, 62

file sharing

column structure compared with, 86
 creating content source based on, 492–494

file types

adding to content index, 499
 managing, 498
 managing blocked types, 46
 storage types, 46

files system, tree structure for organizing, 86

fill-in choices, list columns and, 18

Filter Web Parts

Current User Filter Web Part, 214–217
 overview of, 213–214

filters

audience filtering, 317
 Filter Web Parts, 213–217

folders

content types, 165
 view options, 104

footer zones, Web Part pages, 192

form libraries, 65–68

creating from template, 66–68
 function of, 61
 overview of, 65–66

Form Services

activating, 358–359
 adding data connections to form templates,
 367–371
 adding submit button to form template,
 362–365
 advanced publishing options, 371
 creating forms, 333–336
 creating template parts, 355–358
 customizing templates, 336–338, 362
 customizing toolbar, 365–367
 designing forms, 350–355
 enterprise features, 14
 forcing form to open as Web page, 360–362
 overview of, 331–333
 publishing form template as administrator-
 approved template, 373–376
 publishing form template as content type,
 372–373
 publishing form template to document library,
 359–360
 publishing form template to library, 358
 publishing form templates, 349–350

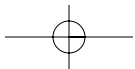
Form Templates library, 441

formats

document conversion, 465
 images, 71
 text, 91

forms-based authentication, 292

frequently asked questions (FAQs), wikis and, 262





full crawl searches

full crawl searches

- defined, 478
- scheduling content source updates, 494–495

G

galleries

- browsing for Web Parts, 195
- uploading template to, 118–119

Gantt view, 106–107

global navigation, sites, 236

global scope, searches, 500–502

Group By, view options, 103

groups

- adding users to site groups, 298–299
- content types, 170–171
- creating site groups, 295–298
- membership, 294–295
- modifying permissions, 300–301
- Person or Group column, 19, 96

groups/regions, InfoPath controls, 346

guidelines, best practices, 87–88

H

header zone, Web Part pages, 192

hierarchy managers, site groups, 294

history, workflow, 128

HTML, 439

Hyperlink or Picture column, 19, 96

hyperlinks

- emailing document links, 58–59
- InfoPath controls, 346

I

iFilter tool, 478

images

- format options, 71
- uploading multiple images to picture library, 73–74

images library, 441

implementation, WSS benefits, 5–6

imports, Web Parts to Web Parts page, 201–203

incremental crawl searches

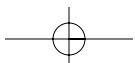
- defined, 478
- overview of, 484
- scheduling content source updates, 494–495

indexes. *see also* searches

- adding file type to content index, 499
- managing file types, 498
- single content indexes, 497

InfoPath, 329–376

- activating Form Services, 358–359
- adding data connections to form templates, 367–371
- adding submit button to form template, 362–365
- advanced form publishing options, 371
- buttons, 344–345
- check boxes, 344
- controls, 340, 346
- creating forms, 333–336
- creating template parts, 355–358
- customizing document information panel, 176–180
- customizing form templates, 336–338, 362
- customizing toolbar, 365–367
- data sources, 346–348
- date pickers, 343
- Design Checker, 349
- Design Tasks pane, 338–339
- designing forms, 350–355
- forcing form to open as Web page, 360–362
- functions of, 330
- Layout Task pane, 339–340
- new features, 331
- option button, 344
- overview of, 329–333
- publishing form template as administrator-approved template, 373–376
- publishing form template as content type, 372–373



- publishing form template to document library, 359–360
- publishing form template to library, 358
- publishing form templates, 349–350
- rich-text boxes, 342
- sections, 345–346
- selection list boxes, 342–343
- summary and exercises, 376
- text boxes, 340–342
- views, 348

information management

- goals for, 87
- regulatory requirements, 160

information overload, 2**inheritance**

- navigation from parent site, 241–242
- permissions, 304–306

ink pictures, InfoPath controls, 346**instructional information, Report Center, 378****issues content type, 166–167****issues list, 31–32****item level access, 308–310**

- assigning unique permissions to a document, 308–309
- customizing on a list, 309–310
- overview of, 308

items

- adding to lists, 33–35
- defined, 88
- editing, 35–37
- overview of list items, 18
- targeting list items to specific audience, 320–322
- view options for limiting, 104

K**keywords**

- associating best bets results with specific keywords, 510–511
- creating, 508–509
- defined, 508

knowledge base, 262**KPI list**

- creating from manually entered data, 398–400
- creating from SharePoint data, 400–403
- in Report Center, 378
- templates, 398

KPI Web Part, 210–213, 403–407**KPIs (key performance indicators)**

- business intelligence content types and, 164
- creating KPI list from manually entered data, 398–400
- creating KPI list from SharePoint data, 400–403
- KPI list in Report Center, 378
- KPI Web Part, 210–213, 403–407

L**labels**

- creating for languages, 447–449
- overview of, 446–447

languages

- configuring lists of translators and languages, 151–152
- creating labels for, 447–449
- translation management and, 449–450
- translation management libraries, 77

Layout task pane, InfoPath, 339–340**LDAP servers, 325****libraries, 45–83**

- adding data connections to trusted data connection library, 397
- data connection library, 78
- document library. *see* document libraries
- enabling content type management on, 184–185
- form libraries, 65–68
- Library Web Part, 204
- managing multiple content types in a library, 185–187
- overview of, 10–11, 45–46
- picture libraries. *see* picture libraries



libraries (continued)

libraries (continued)

publishing form template to library, 358
 publishing portal lists and libraries, 441–443
 saving as a template, 116–118
 slide library, 79–82
 summary and exercises, 83, 124
 templates, 61–62
 translation management library, 77
 views. *see* views
 wiki page libraries, 68–71

library level access, 306–308

assigning unique permissions to a list, 307
 overview of, 306

Library Web Part, 204

line of business. *see* LOB (line of business)

link list, 28–29

list boxes, 342–343

list content types, 165–166

list level access, 306–308

assigning unique permissions to a list, 307
 overview of, 306

List Web Part

changing toolbar of, 205–207
 changing view of, 204–205
 overview of, 204

list-centric columns. *see also* columns

compared with site columns, 102
 defined, 88

lists, 17–44

Access view for, 110–112
 adding items to, 33–35
 alert subscriptions for, 39–40
 announcement lists, 26–27
 associating business data with list items, 433–435
 calendar lists, 22–26
 columns. *see* columns
 contacts lists, 20–22
 content types and, 187–189
 creating columns for business data in SharePoint list, 432–433
 creating custom, 112–116

customizing item level access, 309–310

discussion boards, 27–28

editing items in, 35–37

elements of, 18

exporting data to Excel, 42–43

InfoPath controls, 346

integration with BDC, 431–432

issues with, 31–32

link lists, 28–29

List Web Part, 204

order of columns on, 97–98

overview of, 10, 17, 112

permissions, 307–308

project tasks lists, 31

publishing portal lists, 441–443

RSS feed subscriptions for, 41–42

saving as a template, 116–118

site columns added to, 101–102

summary and exercises, 43–44, 124

survey lists, 32

tasks lists, 29–30

templates, 20

tracking content updates, 39

types of, 18–20

uploading list template to gallery, 118–119

views. *see* views

working offline with list content, 38–39

LOB (line of business)

BDC and, 409

Business Data Web Parts and, 207

Data View Web Part and, 228–230

searches and, 477

locale, labels, 446

log in process, 290–293

authentication and, 291–292

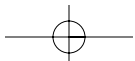
overview of, 290–291

signing in as different user, 293

Lookup column, 19, 95–96

M

Major versions, documents, 119



master pages

- applying new, 455–457
- ASP.NET and, 285
- customizing, 457–459
- overview of, 454–455

master/detail, InfoPath controls, 346**meeting templates, 266****membership-based audiences, 318****metadata**

- content types and, 459–460
- defined, 88
- document information panel settings, 176–180
- document libraries, 46
- editing/updating, 52–53
- lists, 18

Microsoft Content Management Server. see CMS (Content Management Server)**Microsoft Office**

- Access. *see* Access (Microsoft)
- checking in a document from Office applications, 57–58
- Excel. *see* Excel
- Outlook. *see* Outlook
- PowerPoint. *see* PowerPoint
- SharePoint Server 2007. *see* SharePoint Server 2007, getting started
- UDC files in Office 2007, 78
- Word. *see* Word

middle zones, Web Part pages, 192**Minor versions, documents, 119****Miscellaneous Web Parts**

- overview of, 217
- Relevant Documents Web Part, 218–219

Mobile views, 104**monitoring business events, 8****MOSS 2007. see SharePoint Server 2007, getting started****multi line, text box control options, 341****Multiple Lines of Text column, 18, 90–92****N****names, content type, 170****navigation, site**

- global navigation, 236
- inherit navigation from parent site, 241–242
- options, 240
- tree view navigation, 242–243

News template, enterprise templates, 272–273**Number column, 18, 93–94****numeric data, 18****O****Office. see Microsoft Office****offline**

- working with documents, 58
- working with list content, 38–39

option buttons, InfoPath controls, 344**Outlook**

- Outlook Web Access Web Parts, 219–220
- synchronizing SharePoint contact list with, 22
- tasks list integration with, 30

Outlook Web Access Web Parts, 219–220**P****page layouts**

- content types, 12, 168–169, 459–460
- creating custom page, 464–465
- creating page layout based on content type, 460–461
- creating page layout with SharePoint Designer, 461–464
- managing and publishing content, 438
- overview of, 454

pages library, 442**parallel workflows, 126****parent content type**

- adding column to, 167–168
- content type hierarchy and, 170



parent sites

parent sites

- inherit navigation from, 241–242
- stopping inheritance of permissions from parent site, 305–306

PDFs, indexing, 478

people, searches

- adding People Search Box Web Part to a site, 512–514
- finding people within organization, 511–512
- using People Search Box Web Part, 514–515

People scope, searches, 515

People Search Web Part

- adding to a site, 512–514
- using, 514–515

performance, 403–407. *see also* KPIs (key performance indicators)

permissions

- adding users to site groups, 299–300
- assigning unique permissions to a document, 308–310
- assigning unique permissions to a list, 307–308
- creating site groups, 295–298
- item level access, 308
- list or library level access, 306–308
- modifying user or group permissions, 300–301
- site level access, 304
- stopping inheritance of permissions from parent site, 305–306

permissions, application

- adding users to applications, 415–416
- levels, 415
- managing on BDC entity, 416–417

Person or Group column, 19, 96

personal information, updating in user profiles, 312–314

personalization, 15, 290. *see also* audiences; user profiles

picture libraries, 71–77

- creating, 72–73
- downloading files from, 75–77

- function of, 62
- image format options, 71
- uploading multiple images to, 73–74
- views, 72

pictures

- Hyperlink or Picture column, 19, 96
- InfoPath controls, 346

pivot table report, 378

placeholders, text box control options, 341

plain text format, 91

planning

- reasons for choosing SharePoint Server, 9
- reasons for choosing WSS, 6–7

policies

- configuring expiration policy on a content type, 181–183
- content types for policy management and, 180–181

portal technologies, 2–3

- reasons for investing in, 2–3
- what it is, 2

portals

- creating publishing portal site, 439–441
- defined, 2
- publishing portal lists and libraries, 441–443

PowerPoint

- creating presentations, 80–81
- updating presentations, 81–82
- uploading presentations to slide library, 79–80

practices, standardizing, 87

presentations. *see* PowerPoint

profiles. *see* user profiles

project tasks list, 31

Project Tasks view, 31

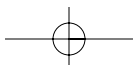
properties

- items. *see* metadata
- search scope and, 500
- Web Parts, 194

Publishing column, 20

publishing content types

- managing and publishing content, 438
- WCM and, 169



publishing Excel workbooks

- from Excel, 390–392
- to SharePoint, 388

publishing features

- creating publishing portal site, 439–441
- enabling, 245–247
- enabling on team site, 472–474
- overview of, 439

publishing forms

- as administrator-approved template, 373–376
- advanced options, 371
- as content type, 372–373
- to document library, 359–360
- to library, 358
- templates for, 349–350

Publishing Portal, 279–280**publishing sites, 450–452****publishing templates**

- Collaboration Portal, 279
- Publishing Portal, 279–280

Q**quick deploy users, site groups, 295****R****Really Simple Syndication. see RSS (Really Simple Syndication)****Records Center, enterprise templates, 271–272****recurring events, calendar lists, 23****regional settings, sites, 243–245****regions/groups, InfoPath controls, 346****regulatory requirements, Sarbanes-Oxley Act, 160****Related Business Data List Web Part**

- configuring, 424–427
- overview of, 418, 424
- viewing related business data on a page, 427–428

related item columns, 432**Relevant Documents Web Part, 218–219****Report Center**

- adding to trusted file location, 381–382
- creating site for, 379–381
- default elements, 378–379
- enterprise templates, 271

report libraries, 62**Reporting Service, 439****reports**

- content and structure reports, 443
- InfoPath for team reports, 330
- sample reports in Report Center, 378

restricted readers, site groups, 295**reusable content, 443****reviewers, adding to workflow activity, 134–135****rich-text boxes, InfoPath controls, 342****rick text, column formats, 91****roles, BDC**

- administrator role, 412
- application definition author role, 411
- business analyst or site manager role, 411–412
- developer role, 412
- overview of, 411

RSS (Really Simple Syndication)

- overview of, 39
- RSS Viewer Web Part, 227–228
- subscribing to RSS feed for list content, 41–42

RSS Viewer Web Part, 227–228**S****Sarbanes-Oxley Act, 160****scope, search**

- adding to drop-down list, 503–504
- basic search, 480
- global, 500–502
- overview of, 499–500
- People scope, 515
- site-level, 504–505



Search Center

Search Center

- adding custom tab to, 506–507
- enterprise templates, 278
- overview of, 505

search scope. *see* scope, search

Search Web Parts, 220–221

searches, 477–516

- adding People Search Web Part to a site, 512–514
- adding properties to Advanced Search Web Part, 488–490
- advanced, 482–483
- basic, 479–480
- content sources, 490–491
- content sources based on file shares, 492–494
- content sources based on non-SharePoint web sites, 491–492
- creating managed property, 484–488
- custom tab added to Search Center, 506–507
- enterprise features, 14
- facilities for, 477–479
- file type management, 498
- file types added to content index, 499
- global scope, 500–502
- keywords, custom, 508–509
- keywords associated with best bets, 510–511
- overview of, 477
- People scope, 515
- people within organization, 511–512
- performing advanced search, 483
- performing basic search, 480–482
- resetting crawled content, 497–498
- scheduling content source updates, 494–496
- scope added to site collection drop-down list, 503–504
- scope of, 499–500
- Search Center, 505
- Search Web Parts, 220–221
- site-level scope for, 504–505
- summary and exercises, 515–516
- updating content sources manually, 496–497

- using People Search Box Web Part, 514–515

sections, InfoPath controls, 345–346

selection, fill-in choices, 18

selection list boxes, InfoPath controls, 342–343

serial workflows, 126

Server Gallery Web Parts, 195

Shared Service Provider (SSP), 497

SharePoint Designer

- creating custom workflows, 127, 154–157
- creating page layouts, 461–464
- customizing master pages, 457

SharePoint Portal Server 2003, 4

SharePoint Products and Technologies, 3

SharePoint Server 2007 for Search, 478

SharePoint Server 2007, getting started, 1–16

- content types, 11–12
- enterprise features, 14–15
- libraries, 10–11
- lists, 10
- as offering of SharePoint Products and Technologies, 3
- overview, 1
- portal technologies, 2–3
- primary features, 8
- reasons for choosing, 8–10
- SharePoint Portal Server 2003 compared with, 4
- SharePoint Products and Technologies, 3
- sites, workspaces, and site collections, 12–14
- summary and exercises, 15
- Web Parts, 11
- workflow, 11
- WSS compared with, 4–7

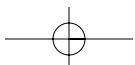
signatures. *see* Collect Signatures workflow

Single Line of Text column, 18, 90

Site Aggregator Web Part, 209–210

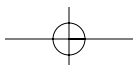
site collections

- adding search scope to site collection drop-down list, 503–504
- compared with workspaces and sites, 12
- creating, 13–14, 234–236





- documents and images, 442
- enabling Variations, 445–446
- moving sites within site collections, 452–454
- overview of, 234
- removing user from, 301–302
- Report Center site template, 379
- site columns. *see also* columns**
 - adding to lists, 101–102
 - content types and, 12, 176
 - creating, 99–101
 - list-centric columns compared with, 102
 - overview of, 98–99
 - working with, 176
- site definition files, 285**
- Site Directory, enterprise templates, 273–278**
- Site Directory Web Parts, 221–223**
- Site Gallery Web Parts, 195**
- site groups**
 - adding users to site groups, 298–299
 - creating, 295–298
 - modifying permissions, 300–301
 - types of, 294–295
- site level access, 304–306**
 - overview of, 304
 - stopping inheritance of permissions from parent site, 305–306
- site manager, BDC roles, 411–412**
- site members, site groups, 294**
- site owners, site groups, 294**
- site visitors, site groups, 294**
- site-level scope, 504–505**
- sites**
 - applying site themes, 474–475
 - blank site, 249–250
 - blogs. *see* blog template
 - collaboration templates, 249
 - compared with workspaces and site collections, 12
 - creating Report Center site, 379–381
 - creating site hierarchy of publishing sites, 450–452
 - creating with team site template, 236–238
 - customizing, 454
 - document workspace, 250–254
 - enabling access requests, 302–304
 - enabling publishing features, 245–247
 - features, 245
 - inheriting navigation from parent site, 241–242
 - log in process, 290–293
 - managing, 239–240
 - master pages, 285
 - moving sites within site collections, 452–454
 - navigation options, 240
 - overview of, 234
 - publishing Excel workbooks to, 388
 - regional settings, 243–245
 - restoring site templates, 285–286
 - saving site as template, 280–282
 - Site Aggregator Web Part, 209–210
 - summary and exercises, 286–287
 - team site, 249
 - templates, 247–248
 - themes, 283–284, 474–475
 - tree view navigation, 242–243
 - wikis. *see* wiki sites
- slide libraries, 79–82**
 - creating new presentation, 80–81
 - function of, 62
 - overview of, 79
 - updating presentations, 81–82
 - uploading presentation to, 79–80
- snapshots, viewing report snapshot in Excel, 387–388**
- Sort Order, view options, 103**
- spell check, text box control options, 341**
- spreadsheets. *see* workbooks, Excel Services**
- SSP (Shared Service Provider), 497**
- Standard view, 103–106**
 - creating, 104–105
 - displaying, 106
 - elements of, 103–104
- structure reports, 443**
- style library, 442**





styles

styles, view options, 104

submit button, adding to form template, 362–365

subscriptions

alert services, 39–40

RSS feed services, 41–42

subsites, 234

survey list, 32

survey list template, 32

T

tables, InfoPath controls, 346

tasks, assigning workflow tasks, 136–137

tasks list, 29–30

columns, 29

new features, 30

views, 30

workflow associated with, 128

team site template

creating new site with, 236–238

overview of, 249

team sites

collaboration, 12

enabling publishing feature on team site, 472–474

teams, InfoPath for team reports, 330

template parts

creating, 355–358

defined, 350

templates

content types, 171–172

document libraries, 48–49, 121–122

enterprise. *see* enterprise templates

libraries, 61–62

lists, 20

meeting workspace, 266–269

restoring site templates, 285–286

saving list or library as, 116–118

saving site as, 280–282

uploading list template to gallery, 118–119

URLs for associating custom templates with document library, 122–123

templates, form

adding data connections to, 367–371

adding submit buttons to, 362–365

creating template parts, 355–358

customizing, 336–338, 362

designing new form template, 351–355

form libraries, 66–68

publishing as administrator-approved template, 373–376

publishing as content type, 372–373

publishing options, 349–350

publishing to document library, 359–360

publishing to library, 358

templates, publishing

Collaboration Portal, 279

Publishing Portal, 279

templates, site

blank site template, 249–250

blog template, 255, 257–259

collaboration templates, 249

custom, 248

Document Center, 270–271

document workspace template, 250–254

enterprise templates, 269–270

News, 272–273

overview of, 247

Records Center, 271–272

Report Center, 271

saving site as, 280–282

Search Center, 278

SharePoint categories, 248

Site Directory, 273–278

team site template, 236–238, 249

wikis, 262–265

templates, workflow

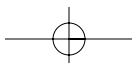
Approval workflow. *see* Approval workflow

Collect Feedback workflow. *see* Collect Feedback workflow

Collect Signatures workflow. *see* Collect Signatures workflow

overview of, 126–127

text, list columns and, 18, 90



text boxes, InfoPath controls, 340–342

themes, sites, 283–284, 474–475

threaded discussions, discussion boards for, 27

time

Date and Time column, 19

regional settings, 243–245

toolbars

changing toolbar of List Web Part, 205–207

customizing Forms Services toolbar, 365–367

totals, numeric columns, 104

tracking workflows, 128

translation management libraries

configuring lists of translators and languages,
151–152

creating, 149–151

function of, 62

overview of, 77

Translation Management workflow, 148–153

configuring lists of translators and languages,
151–152

creating translation management library,
149–151

languages and, 449–450

launching workflow, 152–153

overview of, 148–149

translators, 151–152

tree structure

business organization, 86

site collection organization, 234

tree view navigation

enabling, 242–243

overview of, 240

U

UDC (Universal Data Connection), 78

updates tracking list content, 39

updating content sources, 494–497

updating metadata, 52–53

updating presentations, 81–82

updating user profile, 312–314

user profiles, 316

uploads

images to picture libraries, 73–74

multiple documents, 51

new documents, 50

presentation to slide libraries, 79–80

URLs, for associating custom templates with document library, 122–123

user access

access levels, 304

access management vs. personalization, 290

adding users to site groups, 298–299

creating site groups, 295–298

group membership, 294–295

item level access, 308–310

list or library level access, 306–308

modifying user or group permissions,
300–301

vs. personalization, 290

removing user from site collection, 301–302

site access requests, enabling, 302–304

site level access, 304–306

site log in process, 290–293

user management

audiences. *see* audiences

overview of, 289

profiles. *see* user profiles

summary and exercises, 326–327

user access. *see* user access

user profiles

adding new user profile property, 314–315

audiences based on, 325–326

database, 310

overview of, 310–311

personalization and, 15

update configuration, 316

updating personal information, 312–314

V

Variations

enabling on site collection, 445–446

how they work, 444



Variations (*continued*)

Variations (*continued*)

- labels and, 446–449
- overview of, 443–444
- reasons for choosing SharePoint Server, 9

versions

- content versioning, 438
- document versioning, 119–121
- history feature, 46
- major/minor, 46
- options for storing, 119
- restoring to previous, 60–61
- viewing, 59–60

vertical labels, InfoPath controls, 346

viewers, site groups, 294

views, 102

- Access view for list, 110–112
- announcement list, 27
- based on content types, 187–189
- Calendar, 107–108
- calendar lists, 24
- changing list view, 37
- creating view based on existing view, 109
- Datasheet, 108–109
- document libraries, 47, 63
- Gantt, 107
- InfoPath, 348
- list, 18
- picture libraries, 72
- project tasks, 31
- specialized, 106–107
- Standard, 103–106
- tasks list, 30
- types and uses of, 102–103

W

WCM (Web Content Management), 437–476

- applying new master page, 455–457
- applying site themes, 474–475
- CMS compared with, 437–438
- configuring document conversion, 466–467
- converting document to a Web page, 470–472
- creating contact information page, 449–450

- creating custom page, 464–465
- creating page layout based on content type, 460–461
- creating page layout with SharePoint Designer, 461–464
- creating publishing portal site, 439–441
- creating site hierarchy of publishing sites, 450–452
- customizing master pages, 457–459
- document conversion, 465–466
- enabling document conversion on a content type, 467–470
- enabling publishing features, 245–247, 472–474
- enterprise features, 14
- integration of Content Management Server with SharePoint Server, 168
- labels, 446–449
- moving sites within site collections, 452–454
- options for customizing sites, 454
- page layouts and content types, 459–460
- publishing content types and, 169
- publishing portal lists and libraries, 441–443
- reasons for choosing SharePoint Server, 9
- SharePoint features for managing and publishing content, 438–439
- summary and exercises, 475–476
- translation workflow management, 449
- working with variations, 443–446

Web content

- features for managing, 8
- search scope and, 500

Web Content Management. see WCM (Web Content Management)

web forms, uses of InfoPath, 330

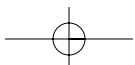
web pages

- converting document to, 470–472
- creating from browser, 438
- forcing form to open as, 360–362

Web Part gallery, 11

Web Part pages

- anatomy of, 191–193



- creating, 194
- Web Parts added to, 196–198
- Web Parts exported from, 200–201
- Web Parts imported to, 201–203
- zones, 11, 191–193
- Web Parts, 191–232**
 - adding to Web Part pages, 196–198
 - Advanced Search Web Part, 488–490
 - anatomy of Web Part page, 191–193
 - BDC and, 207, 410
 - Business Data Actions Web Part, 431
 - Business Data List Web Part. *see* Business Data List Web Part
 - Business Item Web Part, 418, 428–431
 - changing toolbar of List Web Part, 205–207
 - changing view of List Web Part, 204–205
 - Content Query Web Part, 224–227, 317
 - content rollup Web Parts, 207, 208
 - creating Web Part page, 194
 - Current User Filter Web Part, 214–217
 - Dashboard Web Parts, 210
 - Data View Web Part, 228–230
 - defaults, 223–224
 - defined, 11
 - displaying Excel workbooks in, 392–393
 - Edit mode options, 194–195
 - exporting from Web Parts page, 200–201
 - Filter Web Parts, 213–214
 - importing to Web Parts page, 201–203
 - KPI Web Part, 210–213, 403–407
 - list and library, 204
 - Miscellaneous Web Parts, 217
 - modifying appearance of, 198–199
 - moving to new Web Part zone, 199–200
 - Outlook Web Access Web Parts, 219–220
 - overview of, 191
 - People Search Box Web Part, 512–515
 - Related Business Data List Web Part. *see* Related Business Data List Web Part
 - Relevant Documents Web Part, 218–219
 - RSS Viewer Web Part, 227–228
 - Search Web Parts, 220–221
 - Site Aggregator Web Parts, 209–210
 - Site Directory Web Parts, 221–223
 - summary and exercises, 231–232
 - targeting to specific audience, 322–325
 - types of, 418
- Web Services, Data View Web Part, 228–230**
- web sites, content sources based on, 491–492**
- weblog. *see* blog template**
- what-you-see-is-what-you-get (WYSIWYG), 229**
- wiki articles, 68**
- wiki page libraries, 68–71**
 - creating new library, 69–70
 - creating new wiki page, 70–71
 - function of, 61
 - overview of, 68–69
- wiki sites, 69**
 - creating, 263–264
 - defined, 249
 - editing wiki page, 264–265
 - overview of, 262–263
- Wikipedia project, 68, 262**
- Windows Explorer**
 - document libraries opened with, 63–64
 - document view options, 47
- Windows SharePoint Services 3.0. *see* WSS (Windows SharePoint Services 3.0)**
- Windows Vista, 396**
- Windows Workflow Foundation**
 - automated workflow solutions built on, 125
 - tasks list and, 30
- Windows XP, 396**
- Word**
 - checking in a document from, 57–58
 - creating documents and saving to SharePoint sites, 49
 - document templates associated with content types, 171
- workbooks, Excel Services**
 - displaying workbooks in a Web Part, 392–393
 - editing, 384–387
 - interacting with, 382–384
 - publishing to SharePoint, 388
 - publishing workbooks from Excel, 390–392
 - uploading to document library, 388–390



workflow

workflow, 125–158

- Approval workflow. *see* Approval workflow
- associating with tasks list, 128
- Collect Feedback workflow. *see* Collect Feedback workflow
- Collect Signatures workflow. *see* Collect Signatures workflow
- for content types, 173–175
- custom solution, 154–157
- history, 128
- managing and publishing content, 438
- naming/creating, 127–128
- overview of, 11, 125
- removing workflows from libraries, 147–148
- requesting change in active workflow, 146–147
- summary and exercises, 158
- tasks list and, 30
- templates, 126–127
- Translation Management workflow. *see* Translation Management workflow
- types of workflow solutions, 125–126

workflow tasks, 443

workspaces

- calendar lists Web meeting space, 24
- compared with sites and site collections, 12
- creating from item in Calendar list, 267–269
- document workspace, 250–254
- meeting templates, 266

- methods for creating, 266
- overview of, 238

wraps, text, 341

WSS (Windows SharePoint Services 3.0)

- compared with SharePoint Server 2007, 4–5
- as offering of SharePoint Products and Technologies, 3
- primary benefits of, 5–6
- reasons for choosing, 6–7
- search features, 478

WYSIWYG (what-you-see-is-what-you-get), 229

X

XML (CAML) based list data, 229

XSL transformation, 229

Y

Yes/No column, 19, 96

Z

zones, Web Part, 191–193

- adding Web Parts to, 194
- defined, 191
- dragging Web Parts between, 194
- features of, 192–193
- moving Web Parts to new zone, 199–200
- overview of, 11
- types of, 192

