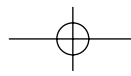


Index

- Acceleration, project, *see* Time acceleration, project
- Accidents, planning for, 135
- Accounting, cost, *see* Project cost accounting
- Activities, 65–66
- arrow notation for, *see* Arrow notation
 - burst, 95, 99
 - and calendar dates, 108
 - cost slope of, 152–153
 - crash cost of, 152–153
 - critical, 100
 - definition of, 21
 - direct costs of, and time, 151–153
 - dummy, 349–350
 - duration of, 86–99
 - early activity times, 93–95
 - hammock, 120–121
 - lags between, 111–114
 - late activity times, 97–99
 - logic of, 66–67
 - merge, 95
 - planning of, 141–142
 - precedence notation for, *see* Precedence notation
 - presentation of activity times, 102
 - restraints on, 67–68
 - sorting, 109–111
- Activity number sort, 109
- Activity on node notation, *see* Precedence notation
- Actual cost of work performed (ACWP), 251
- ACWP, *see* Actual cost of work performed
- AOA notation, *see* Arrow notation
- AON notation, *see* Precedence notation
- Architect-engineer, 4–5
- Area code, 226
- Arrow notation, 70–71, 347–366
- activity computations, 353–355
 - critical events in, 357
 - critical path, 355
 - diagramming, arrow, 347–349, 351
 - dummy arrows in, 349–350
 - early event times, computation of, 355–356
 - float values, 355, 357, 359
 - Highway Bridge example project, 352–355
 - i-j* notation with, 350
 - interface events in, 363–365
 - late event times, computation of, 356–357
 - modified arrow diagram, 359–361
 - network events in, 350–351
 - planning using, 347
 - precedence notation vs., 70–71, 348, 349, 365–366
 - repetitive operations in, 359
 - scheduling using, 352–353
 - summary arrow diagram, 362–363
 - time-scaled networks, 365
- As-built schedules, 287
- As-planned schedules, 286
- Assembly processes, 140–141
- BAC, *see* Budget at completion
- Balanced bidding, 58
- Bar charts, 124–127, 205–208, 288
- Baseline schedules, 286, 293–295
- BCWP, *see* Budgeted cost of work performed
- BCWS, *see* Budgeted cost of work scheduled
- Beginning-to-end planning, 65, 68
- Bidding:
- balanced, 58
 - combined, 6–7
 - competitive, 5–6
 - by subcontractors, 52–53
 - unbalanced, 58
- Bonds, contract, 56–58
- BOT (Build-Operate-Transfer) contracts, 12
- Brainstorming, 70, 131–132
- Budget, project, 59–60
- Budget at completion (BAC), 252–253
- Budgeted cost of work performed (BCWP), 250
- Budgeted cost of work scheduled (BCWS), 250
- Build-Operate-Transfer (BOT) contracts, 12
- Bulk materials, accounting for, 254
- Burst activities, *see* Activities, burst
- Business management, 18
- But-for schedules, 295–296
- Calendar dates, associating activities with, 108
- Calendars, weather, 108–109, 301–305
- Camp facilities, 134
- Cash flow, 272–274
- and disbursement controls, 278–279
 - disbursement forecasts, 274–277
 - income forecasts, 277–278
- Change orders, contract, 280–281
- Changes, project, 279–280
- Checklists, production, 142–143
- Claims, 281–282
- Clearing accounts, 253–254
- Codes, cost, 225–228
- Combined bidding, 6–7
- Competitive bidding, 5–6
- Complex labor scheduling, 185–187
- Components:
- estimating accuracy of, 379
 - in example project, 69

- Computer applications, 26
 production planning, 130
 project cost system, 257
 project planning, 83–84
 project time acceleration, 154–155
 resource management, 191–192
 schedule updating, 218–219
 scheduling, 127–128
- Concrete forms, safety considerations with, 135
- Construction contract services, 8–9
- Construction industry, 1–2
- Construction management, 9–10
- Construction methods, cost estimating and choice of, 39
- Construction projects:
 complexity of, 3
 stages of, 3–4
 team for, 3
 uniqueness of, 3
- Contract bonds, 56–58
- Contract change orders, 280–281
- Contractors, 2
 “Contractor’s estimate,” 31
- Contracts:
 build-operate-transfer, 12
 for construction services, 8–9
 cost-plus-fee, 11
 design-construct, 9
 fixed-sum, 10–11
 lump-sum, 10
 negotiated, 6
 separate vs. single, 5
 turn-key, 9, 12
 unit-price, 10–11
- Cost accounting, project, *see* Project cost accounting
- Cost estimating, project, 23, 24, 31–61
 and choice of construction methods, 39
 and contract bonds, 56–58
 equipment costs, 41, 47–49
 for example project, 34–38
 and field supervisory team, 38–39
 final cost estimate, 33–34
 function, cost per, 32–33
 index number estimate, 32
 labor costs, 45–47
 and management input, 38
 and markup, 55–56
 material costs, 44
 and general time schedule, 39–40
 overall accuracy of, 373–379
 overhead (indirect) expenses, 53–55
- panel unit cost, 33
 parameter cost, 33
 partial takeoff estimate, 33
 preliminary cost estimates, 33
 and project budget, 59–61
 quantity survey for, 36–38
 recap sheet for, 58–59
 subcontractor bids,
 compilation/analysis of, 52–53
 “summary sheets” for, 41–44
 unit area cost, 32
 unit volume cost, 33
- Cost estimating accuracy, 373–379
 evaluation of, 376–379
 overall, *see* cost estimating, project,
 overall accuracy of
 of project components, 379
- Cost performance index (CPI), 252
- Cost per function estimate, 32
- Cost-plus contracts, 11
 pay requests for, 267
 progress measurements under, 260–261
- Cost/schedule control systems
 criteria, 250
- Cost slope, *see* activities, cost slope of
- Cost system, project, 23–24, 223–257
 codes, cost, 225–227
 computer application in, *see*
 computer applications,
 project cost system
 equipment costs, 229, 241–247
 and estimating, 255–256, 258
 estimating, cost, 224–225
 labor costs, 229–233, 236–241
 monthly cost forecasts, 247–248
 and postproject evaluation, 256–257
 project cost accounting in, 228–229
 and project cost control, 224
 records, 235–236
 reduction, cost, 254–255
 reports, cost accounting, 229–230, 235–236
 special problems in, 253–254
 and time-cost envelope, 249–250
 weekly reports, 236–237, 244–245
 work quantities, measurement of, 233–234
- Cost variance (CV), 251
 CPI, *see* Cost performance index
 CPM, *see* Critical Path Method
 Craftspeople, 234
 Crash cost, 152–153
 Critical activities, 100
 parallel performance of, 157–158
 subdivision of, 158–159
- Critical events, 357
- Critical Path Method (CPM), 21–22, 63–65, 66–67
 bar charts in, 124
 and job logic, 66–67
 PERT vs., 85–86, 367–372
 and scheduling, 85–86, 90–91, 100–101
- CV, *see* Cost variance
- Definition stage (of construction projects), 3
- Delays:
 schedule analysis to determine project, 289–291
 weather, 91–92, 108–109, 301–305
- Demobilization costs, 49
- Dependency lines (in precedence notation), 73–74
- Design-bid-construct procedure, 7–8
- Design-construct contracts, 9, 18
- Design phase, 4, 13
- Design professional, 4–5
- Detailed schedules, 201–203
- Direct costs, 150–153
- Disbursement controls, 278–279
- Distribution code, 226
- Documentation, 146, 256–257. *See also* Reports
- Drug testing policies/programs, 136
- Dummy activities, *see* Activities, dummy
- EAC, *see* Estimate at completion
- Early activity times, *see* Activity, early activity times
- Early event times, 355–356
- Early finish (EF), 92, 93, 96, 106, 113, 122–123, 212, 294–295
- Early start (ES), 92–93, 102, 104, 106, 109–110, 123–124, 127, 201, 206, 210, 294–295
- Early start schedules, 104–106
- Early start sort, 109–110
- Earned value (EV), 250
- EF, *see* Early finish
- Earned value management system (EVMS), 250–253
 “Engineer’s estimate,” 31
- Equipment:
 charging, to project, 242–243
 cost accounting for, 241–247
 cost rates for, 49–51



- estimating costs for, 41
 - rented vs. leased, 48
 - safety, 136
 - time reports for, 243–244
- Equipment management, 187–191
- Equipment planning, 139–140
- Equipment production rates, 51–52
- Equipment restraints, 67–68, 76–77
- ES, *see* Early start
- Estimate at completion (EAC), 252
- Estimation:
 - of activity durations, 86–99
 - cost, *see* Cost estimating, project
- Events:
 - in arrow notation, 350–351
 - critical, 357
 - interface, 170
 - milestone, 163–365
- EV, *see* Earned value
- EVMS, *see* Earned value management system
- Example project, *see* Highway Bridge example project
- Expediting actions, 160–165, 168–170, 195–196
- Extensions, project, 170–171

- Fast tracking, 8
- Field construction, management of, 13–14, 19
- Field maintenance, 187
- Field progress narratives, 210
- Field supervisors, 202–203, 205, 214, 216, 218–219
- Field supervisory team, 38–39
- Final cost estimate, 33–34
- Final payment, 259–260, 272
- Financial management, project, 25–26, 259–282. *See also* Cost system, project
 - cash flow, 272–278
 - changes, project, 278–279
 - and claims, 281
 - cost-plus contracts, 267
 - disbursements, cash, 274–278
 - final payment, 271–272
 - income, cash, 276–277
 - lump-sum contracts, 263–266, 271–272
 - pay requests, 261, 267
 - and progress payments, 260–261
 - subcontractors, payments to, 267–268
 - unit-price contracts, 261–263, 268–271
- Fire emergencies, 135

- Fixed-sum contracts, 10–11, 18
- Float, 100–104, 355, 357, 359, 365
- Force-account system, 11–12
- Free float, 100–102, 122–123, 355, 357, 365

- Gantt charts, 288
- General contractors, *see* Prime contractors

- Hammock activities, 120–121
- Highway Bridge example project, 27–29
 - arrow diagram of, 352–355
 - bid-item summary sheets (SI units), 323–343
 - bid-item summary sheets (U.S. units), 42–43, 309–322
 - case studies, 381–393
 - cash flow in, 275–278
 - cost accounting in, 243, 245–247
 - cost estimating in, 34–38
 - early activity times in, 93–95
 - financial management in, 270
 - flood damage in, 385–386
 - late activity times in, 97–99
 - planning in, 69–70, 381–385
 - project outline, 345–346
 - resource management in, 178–179
 - time acceleration in, 160–165
 - time management in, 206–217
 - updating in, 388–391
 - up-front costs in, 274
- Home offices, overhead for, 55

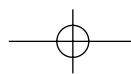
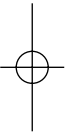
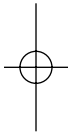
- Impacted baseline schedules, 293–295
- Index number estimate, 32
- Indirect labor costs, 46
- Indirect (overhead) expenses:
 - estimating, 53–55
 - and project acceleration, 151–154
- Interface events, *see* Events, interface

- Job activities, *see* Activities
- Job logic, 66–67
- Job restraints, 67–68

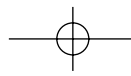
- Key-date schedules, 199–201

- Labor and material payment bonds, 56
- Labor costs:
 - accounting for, 229–233
 - estimating, 45–47
 - indirect, 46
 - and resource management, 176
 - unit costs, 46–47
- Labor requirements, 176–187
 - complex labor scheduling, 185–187
 - daily labor needs, projected, 178–179
 - manpower leveling, 180–184
 - and restricted labor supply, 184–185
 - tabulation of, 176–178
 - and variation in labor demand, 179
- Lag relationships (in precedence notation), 74
- Lags (between activities), 111–114
- Late activity times, 97–99
- Late event times, 356–357
- Late finish (LF), 92–93, 97–99, 117, 118, 212–213
- Late finish sort, 110
- Late start (LS), 92–93, 97–99, 117, 118–119, 212–213
- Late start sort, 110
- Leased equipment, 47–49
- LF, *see* Late finish
- Line-of-balance schedules, 288–289
- Logic diagrams, 288
- Longest time path, shortening of, 150
- Look ahead schedules, 144–145
- LS, *see* Late start
- Lump-sum contracts/projects, 10–11
 - financial management with, 263–266
 - owner, schedule of payments by, 271–272
 - pay requests for, 263–266
 - progress measurements under, 260–261
 - summary sheets for, 41–44

- Management:
 - construction, 9–10
 - during design phase, 13
 - by exception, 19, 23
 - of field construction, 13–14
 - input of, in cost estimating, 38
- Manpower leveling, 180–184
- Manual methods, 26–27
- Markup, 55–56
- Material management, 175–176
- Material restraints, 67–68
- Materials:
 - bulk, 254



- Materials: (*continued*)
 estimating cost of, 44
 handling of, 138–139
 ordering/expediting of, 137–138
 planning for acquisition of, 132–133
 storage/protection of, 138–139
 Material Safety Data Sheets (MSDS), 135–136
 Material scheduling, 192–194
 Merge activities, 93–95
 Milestone events, 121, 170
 Mobilization costs, 49
 Modified arrow notation, 359–361
 Move-in date, adjustment of, 201
 MSDS (Material Safety Data Sheets), 135–136
- Need for project management, 17–18
 Negotiated contracts, 6
- On-the-job training, 134
 Operational schedules, 286–287
 OT (overtime), 231–232
 Outline, project, 345–346
 Overhead, *see* Indirect expenses
 Overtime (OT), 231–232
 Owner(s), 4
 approval of schedule by, 299–300
 schedule of payments by, 268–272
- Panel unit cost estimate, 33
 Paperwork, planning for, 145–146
 Parallel performance (of critical activities), 157–158
 Parameter cost estimate, 33
 Partial takeoff estimate, 33
 Payment(s):
 final, 272
 progress, 260–261
 scheduling of, 268–272
 to subcontractors, 267–268
 Pay requests:
 for cost-plus contracts, 267
 for lump-sum contracts, 265
 for unit-price contracts, 261
 Performance bonds, 56
 Personnel planning, 134–135
 PERT, *see* Program Evaluation Review and Technique
 Phased construction, 8
 Planning, 21, 63–84. *See also*
 Production planning
 and activities, 65–66
 with arrow notation, 347
 beginning-to-end planning, 68
 computer applications to, 83–84
 for Highway Bridge example, 74–77
 and job logic, 66–67
 and lag relationships, 74
 methodologies of, 65
 network format for, 72–74
 phase, 64–65
 precedence notation/diagrams for, 72–80
 and repetitive operations, 77–80
 and restraints, 67–68
 steps in, 65
 and time acceleration, 157
 top-down planning, 69–79
 Planning stage (of construction projects), 3–4
 Postproject evaluation, 256–257
 Precedence notation, 70–82, 287–289
 arrow notation vs., 70–71, 348, 365–366
 dependency lines in, 73
 diagram, precedence, 71–72
 for example project, 74–77
 lag relationships in, 74
 network format in, 72–74
 repetitive operations in, 77–79
 subnetworks in, 82–83
 value of, 77
 Preliminary cost estimates, 32–33
 Prime contractors, 1–2, 5
 Private owners, 4
 Procurement, 4
 Production planning, 129–146
 and activity planning, 141–142
 and assembly processes, 140–141
 checklists, use of, 142–143
 and documentation, 145–146
 equipment and materials, 133–134, 137–139
 look ahead schedules, use of, 144–145
 and paperwork, 145–146
 personnel, morale/training of, 134–136
 and quality control system, 136–137
 and re-engineering, 131–132
 safety program, implementation of, 135–136
 scope of, 132
 team for, 129–131
 technical problems, prevention/anticipation of, 133–134
 Production rate, 45
 Program Evaluation Review and Technique (PERT), 347–366
 CPM vs., 85–86
 and scheduling, 85–86, 90–91
 Progress measurement, 22–23, 203–204
 Progress payments, 260–261
 Progress reporting, 204–210, 219–221
 Project budget, 59–61
 Project changes, 279–281
 Project cost accounting, 24–25, 228–229
 Project cost codes, 225–228
 Project cost control, 224
 Project management:
 need for, 17–18
 procedures for, 19–20
 scope of, 18
 Project manager, 14–15
 Project number, 225–227
 Project outline, 345–346
 Project progress curves, 219–220
 Project time acceleration, *see* Time acceleration, project
 Public owners, 4
- Quality control system, 136–137
 Quantity survey, 36–38
- Recap sheet (project cost estimating), 57–59
 Re-engineering, 131–132
 Reinforcing steel, 67–68
 Rented equipment, 47–49
 Repairs, 187–188
 Repetitive operations:
 in arrow notation, 359
 bar charts for, 126–127
 in precedence notation, 77–80
 summary diagrams for, 116–117
 Reports:
 cost, 235–236
 labor time, 236–241
 progress, 204–213, 219–221
 project cost accounting, 229–230
 weekly labor, 236–237
 work quantity, 233–235
 Resource-loaded schedules, 300
 Resource management, 25, 173–196
 aspects of, 175–176
 basic objective of, 173–174
 computer application with, 191–192
 equipment requirements, 187–191
 expediting of resources, 195–196
 labor requirements, 176–187
 materials, 192–194
 of subcontractors, 194–195
 Resource restraints, 67–68



Resource leveling, 180–181
Restrains, planning, 67–68
Risk analysis, 131

Safety planning, 135–136
Safety restraints, 67–68
Schedule(s), 285–307
 as-built, 286–287, 295–296
 baseline, 293–295
 but-for, 295–296
 and determination of project delays, 289–292
 impacted baseline, 293–295
 legal aspects of, 296–301
 line-of-balance, 288–289
 operational, 286–287
 owner approval of, 299–300
 presentation of, 287–289, 306–307
 resource-loaded, 300
 role of, 285–286
 short-term, 287
 unknowns, handling of, 301–305
 updated, 286–287
 and weather effects, 301–305
Schedule performance variance (SPI), 252
Schedule variance (SV), 252
Scheduling, project, 21, 85–128. *See also* Time acceleration, project
 with arrow diagram, 352–353
 with bar charts, 124–127
 calendar dates, 104–106, 108
 computer application to, 127
 corrective actions, 213–214
 and cost estimating, 40
 and critical path, 100–101
 detailed schedules, 201–203
 early activity times, 93–95
 early start schedules, 104–106
 equipment scheduling, 189–191
 and estimation of activity durations, 86–89
 and estimation of project duration, 96–97
 field supervisors, role of, 64–65
 and float paths, 102–104
 and free float, 100, 123
 of hammock activities, 120–121
 interfaces, computations of, 118–119
 key-date schedules, 199–210
 and lags between activities, 111–114
 late activity times, 97–99
 look ahead schedules, 144–145
 material scheduling, 192–194
 of milestone events, 123

network time, computations of, 92–93
payment scheduling, 268–272
and presentation of activity times/float values, 102–107
procedure for, 85–86
for repetitive operation projects, 114–117
sorting of activities, 109–111
subcontractors, 194–195
tabular time schedules, 106–107
and time contingency, 90–91
with time-scaled networks, 121–122
and total float, 100, 122–124
updating, 218–219
and weather delays, 91–92, 108–109

Scientific management concepts, 79
Short-term schedules, 144–145, 287
Single-contract system, 5
Sorts (of sorting), 109–111
Specialty contractors, 2
Speculative construction, 12–13
SPI, *see* Schedule performance index
Straight time (ST), 231–232
Subcontractors, 2, 7, 176
 estimating costs of, 52–53
 payments to, 267–268
 project time acceleration through use of, 156–160
 scheduling of, 194–195
Subdivision (of critical activities), 154–159
Subnetworks (in precedence notation), 82–83
Summary arrow diagrams, 362–363
Summary sheets, 41–44
 SI units, 324–337
 U.S. units, 310–322
Suspense accounts, 253–254
SV, *see* Schedule variance

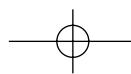
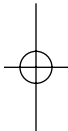
Tabular time schedules, 106–107
TCPI, *see* To-complete cost performance index
Technical problems, prevention and anticipation of, 133–134
TF, *see* Total float
Time acceleration, project, 147–172
 computerized time-cost trade-offs, 154–155
 and direct costs, 150–153
 by expediting, 160–165, 168–170
 in Highway Bridge example, 156–170
 and indirect costs, 1153
 limitations on, 166

longest time path, shortening of, 150
manual approach to, 155–156
milestone/interface events, dates of, 170
need for, 147–148
parallel, performance of critical activities in, 157–158
practical aspects of, 155–156
procedure for, 148–150
project extension vs., 170–171
and restudy of project plan, 157
and subcontracting, 160
and subdivision of critical activities, 158–159
and variation of total project cost with time, 166–168

Time cards, 231–233
Time-cost envelope, 249–250
Time-cost trade-off, 154–155, 166
Time management, project, 20–21, 22–23, 197–221. *See also* Time acceleration, project
 aspects of, 198–199
 bar charts for, 205–208, 210–212
 computer applications in, 218–219
 and corrective actions, 213–214
 detailed schedules for, 201–203
 field progress narrative for, 210
 key-date schedules for, 199–210
 move-in date, adjustment of, 201
 and network updating, 214–218
 progress measurements/reporting, 203–204, 219–221
 project progress curves for, 219–221
 system for, 197–198
 weekly progress reports for, 208–210

Time reduction, *see* Time acceleration, project
Time reports, equipment, 243–244
Time-scaled logic diagrams, 288
Time-scaled networks, 121–122, 365
To-complete cost performance index (TCPI), 253
Top-down planning, 65, 69–70
Total float sort, 110
Total float (TF), 100, 122–124, 212–213, 355, 357
Total Quality Management (TQM), 136–137
Training, on-the-job, 134
Turn-key contracts, 9, 12

Unbalanced bidding, 58–59
Unit area cost estimate, 32



Unit-price contracts/projects, 10–11
 bidding for, 58–59
 owner, schedule of payments by,
 268–271
 pay requests for, 261–263
 summary sheets for, 41–44
Unit volume cost estimate, 33
Updated schedules, 286–287, 388
Updating, network, 214–217

WBS, *see* Work breakdown structure
Weather calendars, 108–109,
 301–305
Weather delays, 301–305
 allowances for, 91–92
 calendars for, 108–109
Weekly equipment cost reports,
 244–246
Weekly labor cost reports, 237–241

Weekly labor reports, 236–237
Weekly progress reports, 208–210
Work breakdown structure (WBS),
 225–226
Work quantities:
 measurement of, 233–234
 network activities, determination
 from, 234–235
Work type code, 226