

Index

Note to the Reader: Throughout this index **boldfaced** page numbers indicate primary discussions of a topic. *Italicized* page numbers indicate illustrations.

Numbers

2D shapes and views from 3D,
4, **165**, *165*
 2D Wireframe option, **4**, 190
 2P option, **71**
 3 Point option, 155
 3 Points option
 for arcs, **72**
 for circles, **71**
 for lofting, **173**
 3D drawings and models, **143**
 distances in, **177**, *178*
 hidden lines and shading
 in, **340**
 lights for, **182–187**, *185–186*
 materials for, **178–181**,
 179–182
 osnaps in, **153**
 point of view in, **158–164**,
 161–164
 screw threads in, **171–172**
 shapes and objects in
 from 2D shapes, **165**, *165*
 converting from earlier
 versions, **168**
 extruding along paths,
 170–171, *170*
 extruding polylines,
 165–166, *166–167*
 filleting corners,
 170, *170*
 helices, **171–172**, *172*
 interference and
 intersection of,
 168–169, *168*
 lofting through,
 172–176, *173–176*
 revolving polylines,
 176–177, *176*
 sculpting, **156**, *156*
 solids in, **146–147**, *147*
 creating, **148–149**,
 148–149

 editing, **157–158**, *158*
 grips for, **150–151**, *150*
 primitives, **143**, *144*
 rotating, **151–153**,
 152–153
 surfaces in, **146–147**, *147*
 converting from earlier
 versions, **168**
 drawing on, **154**, *154*
 views in
 from 2D views, **4**
 printing, **347–348**
 rendered, **187–189**,
 188–189
 wireframes and
 shaded, **190**, *191*
 3D Hidden option, 190, 348
 3D Make control panel, 146,
 156–157, 166, 167
 3D Modeling command, 144
 3D Modeling Workspace,
 143–146, *144–146*
 3D Navigate control panel, 146,
 161–162, 164–165
 3D Navigation toolbar, 18
 3D Wireframe option, 190, 348
 3P option, **71**

A

About option, 33
 absolute coordinates, 36
 Acad.ctb plot style, 353
 acad.dwt file, 4, 22, 148
 Acad.lin file, 214
 ACAD linetypes, 215
 Acad.stb plot style, 353
 Acad3D.dwt file, 151
 acadiso.dwt file, 148
 Acadiso.lin file, 214
 Adaptive option, 357
 Add Color-Dependent Plot
 Style Table Wizard, 354

Add Leader Text option,
 298, 299
 Add Name-Dependent Plot
 Style Table Wizard, 354, 355
 Add option
 for groups, 234
 for spell checking, 261
 Add Page Setup dialog box,
 335, 336
 Add Pick Points option, 84
 Add Style option, 357
 Add To Favorites option, 244
 Add To Group option, 235
 addition in formulas, 274
 Additional Angles option, 51
 Additional Help option, 33
 Adjust Display Scale
 setting, 219
 adjustable triangles with Polar
 Tracking, **49–50**
 Advanced Options dialog box,
 349, 349
 Advanced tab for searches, 246
 After Primary Value option, 311
 Aligned option, 289, 290
 Aligned With Dimension Line
 option, 305
 alignment
 dimensions, 289, 290, 305
 grids, **56**, *57*
 osnaps for, **62–65**, *63–66*,
 128, *129*
 in rotating objects, **135–136**,
 135–136
 text, 255
 All option
 for layers, 206, 207
 for Modify toolbar, 120
 for Zoom, 26
 All Borders option, 278
 All Used Layers option, 206–207
 Alternate Units tab, **310–311**, *310*

Always Draw Dim Line
 Between Ext Lines
 option, 307

Always Keep Text Between Ext
 Lines option, 307

AND operator, 31

Angle Precision option, 292

angles and Angle option
 for arcs, 29, 72
 for Chamfer, 124, 125
 for circular copies, 131
 for construction lines,
 100–101
 for dimensions and
 dimension text, 289,
 291–292, 292, 298–299,
 304, 309
 for elliptical arcs, 75
 for grids, 56
 for hatch patterns, 83
 for leader lines, 293
 measuring, 320, 320
 options for, 46
 for polar coordinates,
 36, 37, 40
 in rotating objects,
 135–136, 136
 for text, 256, 266–267
 for Xref files, 238

Angular command, 292

Angularity tolerance
 symbol, 295

Annotation tab, 293

annotations for dimensions,
 292–293, 293–294

ANSI hatch patterns, 85

Apparent Intersection
 option, 61

appending data to dimension
 text, 296–297

Apply Global Scale Factor To
 Non-ISO Linetypes
 option, 356

Apply To option, 277–278

Apply To All Styles option, 356

Apply To Layers option,
 209, 209

AR command, 131

Arc tool, 20, 20, 28, 72

architectural drawings
 blocks in, 137
 dimensions for, 283,
 300, 306
 scale factors in, 217–219
 sunlight in, 146
 units for, 45–46, 48

Architectural option, 45–46

arcs and Arc command, 72
 drawing, 72, 73
 elliptical, 75, 75
 for joining objects, 121–123,
 121–122
 lengths of, 72
 dimensioning,
 291–292, 292
 options for, 304
 for revision clouds, 81
 options for, 28–30, 29

Area command, 316

area measurements, 315–318,
 316–317, 319

Array dialog box, 130–132,
 130, 132

Array tool, 20, 20, 131

Arrow Size option, 304

arrowheads, 302–304

arrows for dimensions,
 292–293, 293–294, 307

As Displayed option, 347–348

ASCII text, 262

Ask Me tab, 31

assigning
 layers, 196–198, 197, 213
 named plot styles
 to layers, 360, 360–361
 to objects, 358–359,
 359–360

associative dimensioning, 288

associative hatch patterns,
 88, 91

asterisks (*) in formulas, 274

at signs (@) for coordinates,
 36, 39

Attach As Xref option, 245

Attach DWG option, 238

attaching drawings as Xref
 files, 238–239, 239, 245

Attachment tab for
 annotations, 293, 294

AUGI (AutoCAD User Group
 International), 24

AutoCAD 2007 Help
 window, 30

AutoCAD 2007 icon, 2

AutoCAD 2007 option, 2

AutoCAD Classic window
 option, 2

AutoCAD classic
 workspace, 143

AutoCAD User Group
 International (AUGI), 24

AutoCAD window, 1–4, 3
 Command window, 8–9
 components of, 4–7, 5–6
 drawing area, 7–8
 menu bar, 9–11
 UCS icon, 8

Autodesk-Color.stb plot
 style, 353

Autodesk-MONO.stb plot
 style, 353

AutoFit option, 278

AutoSnap feature, 62

AutoSnap Marker Size
 option, 62

AutoSpool feature, 344

Average function, 274–275

axes for ellipses, 73–74, 74

B

B command, 226

background
 cell color, 278
 drawing area, 5
 for rendered images,
 189, 189

Background dialog box,
 189, 189

Background Fill option, 278

Background Mask dialog box,
 259, 259

background masks, 259, 259

Backspace key, 24

Backwards option, 266

balloons, message, 7

- base points and Base Point option for blocks, 226–227, 231–232
 - for grips, 109–110
 - with Move, 128
 - providing, **129**
 - Baseline option, 287
 - Baseline Dimension option, 287, 287
 - Baseline Spacing option, 303
 - Baseline tool, 285
 - BATTING linetype, 215
 - Below Primary Value option, 311
 - Beside The Dimension Line option, 307
 - bisecting construction lines, **101, 101**
 - bitmap images, 121
 - black and white, printing colors in, **343**
 - Block Authoring palette, 138–139
 - Block Definition dialog box
 - for creating blocks, 226–227, 226
 - for descriptions, 244, 247
 - options in, **227–228**
 - Block Definition Editor, 138, 138, 231
 - Block Editor toolbar, 139
 - Block Editor window, 138–139, 138
 - Block option for Divide and Measure, 99
 - Block Unit option, 228
 - blocks, 225
 - creating, **226–227, 226**
 - editing, **137–139, 138, 231**
 - exploding, 139
 - importing, **230–231, 230**
 - inserting, **228–229, 228–229**
 - layers for, **198**
 - options for, **227–228**
 - saving, **231–232, 232**
 - scaling and rotating, **229, 230**
 - trimming and extending, 125
 - vs. Xref files, **240–241**
 - Bold tool, 256
 - Boolean operations
 - in help searches, 31
 - for regions, 102
 - BORDER linetypes, 215
 - Border Offset Factor option, 259
 - borders
 - in layout, 334
 - for tables, 276–278, 277
 - Both Text And Arrows option, 307
 - Bottom Left option, 88
 - Bottom Right option, 88
 - Bottom tool, 256
 - boundaries
 - for hatch patterns, 87, 87, **90–95, 91**
 - for text, **256–257**
 - Boundary Hatch command, 82, 91–93
 - Boundary Hatch dialog box, 83
 - boundary Retention option, **92**
 - Boundary Set options, **93**
 - boundary windows, **256–257**
 - Box Mapping option, 181
 - Box mapping style, 181, 182
 - Box tool, 148
 - br command, 137
 - brackets ([]) for options, 12
 - Break at Point tool, 21, 21
 - Break command, **136–137**
 - Break option, 141
 - Break tool, 21, 21
 - breaking
 - objects, **136–137**
 - polylines, 141
 - Browse For Folder dialog box, 328–329, 329
 - Browse option, 245
 - Bullet tool, 256
 - ByBlock setting, 223
 - ByLayer setting, 197, 221
- C**
- CAD Standards toolbar, 18
 - calculator
 - for cumulative area values, **318**
 - for properties, 117
 - Calibrate Plotter Wizard, 345
 - calligraphy style revision
 - clouds, 80, 80
 - Camera Adjust toolbar, 18
 - Camera Preview dialog box, 162
 - cameras, 159
 - creating, **161–163, 162–163**
 - properties of, **164, 164**
 - Cartesian coordinates, 35, **40–42, 41–42**
 - cascading menus, 9, 11
 - Cell Border Properties dialog box, 276–278, 277
 - Cell Margins options, 281
 - Cell Width option, 270, 270
 - cells
 - array, 132
 - in tables
 - background color for, **278**
 - borders for, 276–278, 277
 - combining, **268–269, 269**
 - formulas in, **272–275, 272–274**
 - graphics in, **278, 278**
 - text in, **268–271, 269–270**
 - Celtscale system variable, 222
 - CENTER linetypes, 215
 - Center Mark tool, 291
 - center marks for dimensions, 291, 302, 304
 - Center option
 - for arcs, 28, 72
 - for ellipses, 74
 - for hatch patterns, 88
 - for osnaps, 61
 - for Zoom, 26
 - Center tool, 256
 - Centered option, 94
 - centimeters, 45
 - cha command, 123
 - Chamfer command, **123–124, 123–125, 170**
 - Chamfer tool, 21, 21
 - Change option for spell checking, 261
 - Change All option, 261

- Change Dictionaries
 - option, 261
- Change To Current Layer
 - tool, 213
- Change View To list, 339, 339
- Changes To A Printer
 - Configuration File dialog box, 344, 344
- Check For New Content
 - option, 34
- Check Spelling dialog box, 260–261, 260
- chord length for arcs, 29
- Circle tool, 20, 20, 23, 70–71
- circles
 - dimensioning, 290–291, 290–291
 - drawing, 23, 23, 70–72, 71–72
 - trimming, 126, 126
- circular copies, 130–131, 130
- circular references, 241
- Circularity tolerance
 - symbol, 295
- classic window, 1–2, 3
- classic workspace, 143
- Clipboard, 262
- Clockwise option, 47
- Close option
 - for Line, 41
 - for Pedit, 140
- Close Block Editor option, 139
- closing toolbars, 17
- clouds
 - polylines for, 70, 70
 - revision, 80–82, 80
- color and Color option
 - 3D solids, 148, 149
 - background masks, 259
 - backgrounds, 189
 - blocks, 198
 - cell background, 278
 - dimensions, 303
 - gradient fill shading, 93–94
 - grips, 108
 - layers, 193–195, 195, 207, 213
 - materials, 180, 180
 - objects, 221–222, 222
 - plot styles for, 351–352, 352, 357
 - printing in black and white, 343
 - selection window, 7
 - text, 255
- Color Book Locations
 - option, 195
- Color Books tab, 200
- color plot styles, 352–353
 - converting to named, 361–362
 - vs. named, 353–354
- Color property, 115
- Color tool, 256
- columns
 - copying, 131–132, 132
 - in tables, 271
- combining cells, 268–269, 269
- Command prompt, 8
- Command window, 5, 8–9, 295
 - feedback in, 6, 6
 - tabs in, 7
- commands
 - invoking, 17
 - options for, 28–30, 29
 - starting, 12–13, 13
 - in status bar, 10–11
- Commands tab, 30
- commas (,) for coordinates, 36
- common base extension lines, dimensions from, 287, 287
- Communication Center, 7, 33–34
- complex shapes area measurements, 316–318, 317, 319
- components, DesignCenter for. *See* DesignCenter
- Concentricity tolerance
 - symbol, 295
- Concepts tab, 30
- Conceptual option, 149, 190, 348
- Configuration Settings dialog box, 34
- Constrained Orbit tool, 159
- constraining motion, 150–151, 151
- Construction Line (Xline) tool, 20, 20, 100–101
- construction lines, 99–102, 101
- Containing option, 246
- Containing Text option, 246
- Contents option, 296
- Contents tab, 30
- context-sensitive help, 32
- context-sensitive menus, 8–9
- contiguous line segments, 70
- Continue option, 286
- Continue Dimension
 - option, 287
- Continue tool, 285
- continuing dimensions, 286–287, 286
- Continuous linetype, 214
- control panels, 145, 145
- Convert To Block option, 227–228
- Convert To Group Filter
 - option, 209
- Convert To Surface tool, 168
- Convertctb command, 361
- converting
 - 3D objects and surfaces from earlier versions, 168
 - color plot styles to named, 361–362
 - filters, 209
 - objects into block, 227–228
 - surfaces, 147
- Convertpstyles command, 361–362
- Convotosurface command, 147
- coordinate systems, 35–37, 36–37
 - Cartesian, 40–42, 41–42
 - polar, 39–40, 40
- coordinates
 - displaying, 5, 22
 - for distances, 39–44, 39–42, 319
 - in Dynamic Input display, 7

- lines for, 37–38, 38–39
 - of points, 319
 - for printing, 346
 - Copy command, 129–132
 - Copy Object To New Layer tool, 213
 - Copy option, 109–110
 - Copy tool, 20, 20
 - copying
 - circular, 130–131, 130
 - Copy for, 129–132
 - grips, 108–110, 109
 - for plot style tables, 356
 - rows and columns, 131–132, 132
 - corners, filleting, 122, 170, 170
 - Count function, 274–275
 - Create A Copy option, 342, 343
 - Create A Spotlight tool, 183
 - Create Camera tool, 162
 - Create File dialog box, 362
 - Create Group option, 235
 - Create New Dimension Style dialog box, 300, 301
 - Create New Table Style dialog box, 279
 - Create Separate Hatches option, 91
 - crosshair, 5
 - Crossing option
 - for Extend, 127
 - for Modify toolbar, 120
 - Crossing Polygon option, 120
 - crossing windows, 106, 106
 - .csv extension, 275
 - .ctb extension, 361–362
 - Ctrl key for solids, 157–158, 158
 - cumulative area values, 318
 - Current Color status item, 321
 - current default style, 265–266, 265
 - Current Display option, 161
 - Current Elevation status item, 322
 - current layer, 198–199, 198–199, 321
 - Current Layout status item, 321
 - Current Linetype status item, 322
 - Current Lineweight status item, 322
 - Current Material status item, 322
 - Current Object Scale option, 222
 - Current Space status item, 321
 - Current Viewport option, 93
 - Current VP Freeze columns, 202–203, 202, 341, 342
 - cursors
 - in Dynamic Input display, 7
 - modes, 51
 - rotating, 56
 - curved shapes area
 - measurements, 316–318, 317, 319
 - curves
 - ellipses, 73–75, 74
 - elliptical arcs, 75, 75
 - polylines for, 77–78, 78
 - smooth, 75–77, 76–77
 - custom hatch patterns, 85
 - Custom Paper Sizes option, 345
 - Custom Properties options, 345
 - Custom Scale option, 337
 - Custom tab, 323, 324
 - Customize dialog box, 250, 250
 - customizing tools, 249–251, 250
 - Cylinder tool, 154, 156
 - cylinders, sculpting, 156, 156
 - cylindrical format, 177
 - Cylindrical mapping style, 181, 182
 - Cylindricity tolerance symbol, 295
- D**
- D command, 313
 - Dal command, 289
 - Dan command, 291
 - Dashboard, 2, 145–146, 145
 - Dashdot linetypes, 214–216, 215
 - DASHED linetypes, 215
 - Date Modified tab, 236, 237, 246
 - DC Online tab, 247
 - Dco command, 286
 - Ddi command, 290
 - decimeters, 45
 - Decimal Degrees angle option, 46
 - Decimal length option, 46
 - Decimal Separator option, 308
 - Decurve option, 140
 - Ded command, 297, 299
 - default document, 2
 - Default To Boundary Extents option, 87
 - Deg/Min/Sec angle option, 46
 - degrees for angles, 292
 - Delete Columns option, 271
 - Delete Layer tool, 196
 - Delete Rows option, 271
 - Delete Style option, 357
 - deleting and Delete option
 - bitmap images, 121
 - blocks, 228
 - layer states, 211
 - layers, 196
 - objects, 120–121
 - rows and columns, 271
 - tabs, 258
 - text styles, 266
 - Tool palette items, 249
 - Description option
 - for blocks, 228
 - for groups, 234
 - for plot style tables, 357
 - Description panel, 244
 - Deselect Group option, 236
 - DesignCenter, 241
 - for contents, 245–246, 246
 - for exchanging data, 246–247
 - loading files into, 247
 - for named components, 326
 - navigating, 243–244, 243
 - for opening and inserting files, 244–245
 - overview, 241–242, 242–243
 - for symbols, 247, 248

- DesignCenter Online website, 247, 248
- detaching dimension text, 298
- Details option, 235
- Developer Help option, 33
- Device And Document Settings tab, 344, 345
- Di command, 285
- dialog boxes, opening, 11
- Diameter command, 290
- diameters
 - for circles, 70–71
 - dimensioning, 290–291, 290–291
- digital T squares, 49
- Dimang command, 320
- Dimassoc setting, 300
- Dimension Edit tool, 297–298
- Dimension Style Manager dialog box, 285, 300, 301, 311, 313
- Dimension Style tool, 285
- Dimension Text Edit tool, 299
- Dimension toolbar, 18, 285, 289
- dimensions and dimension lines, 283
 - for architectural drawings, 283, 300, 306
 - from common base
 - extension lines, 287, 287
 - continuing, 286–287, 286
 - graphics for, 302–304, 302
 - with grips, 112
 - horizontal and vertical, 285–286, 286
 - Layout tab and Model tab for, 284
 - for nonorthogonal objects, 289–292, 290–292
 - ordinate, 294–295, 294
 - parts of, 283–284, 284
 - scales for, 285
 - skewing, 299
 - strings of, 288, 288
 - styles for, 300–302, 301, 311, 313, 313
 - text for
 - for annotations, 292–293, 293–294
 - appearance of, 304–305, 304
 - appending data to, 296–297
 - detaching, 298
 - rotating, 298–299
 - tolerance for, 295, 295–296, 310, 310, 312
 - on Tool palette, 249, 249
- Dimtedit command, 299
- Direct Distance method, 42
- Direction option, 47
- Display option for plotting, 346
- Display Alternate Units option, 310
- Display AutoSnap Aperture Box option, 62
- Display AutoSnap Tooltip option, 62
- Display Lineweight option, 219, 359
- Display Locked option, 340
- Display Material Window tool, 179, 179
- Display Plot Styles option, 358
- Display Shows status item, 321
- Dist command, 319
- Distance option, 124
- distances
 - in 3D space, 177, 178
 - with Chamfer, 124
 - coordinates for, 39–44, 39–42, 319
- distant lights, 182
- Dither option, 357
- Div command, 98
- Divide command, 97–99
- DIVIDE linetypes, 215
- dividing objects into lengths, 98, 99
- division in formulas, 274
- divisions, marking off, 98
- docked toolbars, 5
- Docked Toolbars option, 16
- Docked Windows option, 16
- Dor command, 294
- DOT linetypes, 215
- Double option, 83
- downloading symbols, 247, 248
- Drafting Settings dialog box
 - for alignment, 63, 63
 - for AutoSnap, 62
 - for grids, 54–55, 54
 - for isometric 2D drawings, 55, 55
 - for osnap locations, 57–58, 58, 61–62
 - for Polar Tracking, 50–52, 50, 67
- drafting tools, 35
- Draw option, 12
- Draw Frame Around Text option, 305
- Draw Order option, 91
- Draw Order toolbar, 18
- Draw toolbar, 4, 18, 20–21, 20–21
- drawing
 - on 3D surfaces, 154, 154
 - arcs, 72, 73
 - circles, 23, 23, 70–72, 71–72
 - ellipses, 73–75, 74
 - elliptical arcs, 75, 75
 - parallel lines, 79–80, 79
 - polylines for, 77–78, 78
 - regular polygons, 96, 96
 - revision clouds, 80–82, 80
 - smooth curves, 75–77, 76–77
 - straight lines, 69–70, 70
- drawing area, 5, 7–8
- background, 5
- limits for, 48–49
- minimized, 8
- reference rectangles for, 47–48
- drawing assemblies, 99
- Drawing Limits option, 48
- Drawing Properties dialog box, 246, 323, 323–324
- drawing units
 - for blocks, 246
 - for dimensions, 308–311, 309–310
 - selecting, 45–47, 45
 - setting, 22
- Drawing Units dialog box, 22, 45–47, 45

Drawings tab, 246
 Dt command, 266
 Dtext command, 266–267
 DUCS option, 152
 DWF Virtual Pens.ctb plot style, 353
 .dwg file contents, **244**
 Dynamic Block memo, 138
 Dynamic Input feature, 5–6
 for commands, 12
 for coordinates, 7, **42–44**
 grips with, **111–114**, 111
 Dynamic option for Zoom, 26
 Dynamic Input option, **42–44**
 Dynamic UCS, **151–153**, 152–153

E

ED command, 297
 Edge of Paper setting, 346
 Edge option for Extend, 127
 Edit Block Definition dialog box, 138–139, 138
 Edit Lineweights dialog box, 358
 Edit Or Create Block Definition option, 139
 Edit The Sun option, 187
 Edit Vertex option, 140–141
 edited polylines, 70, 70
 editing
 3D solids, **150–151**, 150, **157–158**, 158
 blocks, **137–139**, 138, **231**
 construction lines, 99
 dimension styles, 313
 dimensions, **296–300**, 297–300
 formulas, 275
 with grips. *See* grips
 hatch patterns, **88–90**, 88
 with Modify toolbar. *See* Modify toolbar
 multiple text objects, **259–260**
 plot style tables, **355–358**, 355–356, 358
 Properties palette for, **114–117**, 115–116
 table lineweights, **276–278**, 277

Effects section, 266
 Either Text Or Arrows (Best Fit) option, 307
 Ellipse tool, 21, 21, 74
 Ellipse Arc tool, 21, 21, 75
 ellipses (objects), **73–75**, 74
 ellipses (...), 11
 elliptical arcs, 75, 75
 Enable Grips option, 107
 End option
 for arcs, 72
 for Ellipse, 74
 end to end joining, **121–123**, 121–122
 endpoint grips, 110
 Endpoint option for osnaps, 58–61, 58
 endpoints for arcs, 29
 Engineering length option, 46
 Entire Drawing option, 232
 equal divisions, marking off, **98**
 equal signs (=) in formulas, 275
 eRase option for Extend, 127
 Erase tool, 20, 20
 erasing. *See* deleting and Delete option
 Escape key, 24
 exact distances in 3D space, 177, 178
 exchanging data between files, **246–247**
 exclamation points (!) for Xref files, 326–327, 326–327
 existing drawings, importing as blocks, **230–231**
 Exit option, 141
 Explode command, 139
 Explode option, 234
 Explode tool, 21, 21
 exploded multilines, 79
 exploding
 blocks and polylines, 139
 groups, 234
 hatch patterns, 89
 for Xref files, 240
 Export Data dialog box, 275
 Export option, 211
 exporting
 layer states, 211
 tables, 275

Extend Beyond Dim Lines option, 303, 306
 Extend Beyond Ticks option, 303
 Extend command, 125–127
 Extend tool, 21, 21
 extension lines
 dimensions from, **287**, 287
 settings for, **302–303**
 Extension option, 61
 Extents option
 for plotting, 346
 for Zoom, 26
 External Reference dialog box, 238, 239, 241, 245
 external references. *See* Xref files
 External References option, 238
 External References palette, 240, 240, 327–328, 327–328
 extracting contents, **245–246**, 246
 Extrude command, 166
 Extrude tool, 166
 extruding
 along paths, **170–171**, 170
 polylines, **165–166**, 166–167

F

Face option, 155
 falloff, spotlight, 185, 186
 Favorites tool, **242**
 feet, 45
 Fence option
 for Extend, 126–127, 127
 for Modify toolbar, 120
 FENCELINE linetypes, 215
 Field dialog box, 272–275, 273
 File tab, 195
 files
 creating, **21–23**, 21, 23
 exchanging data between, **246–247**
 finding, **236**, 237, **326–329**, 326–329
 saving blocks as, **231–232**, 232
 Fill Color option
 for cells, 280
 for dimension text, 305
 Fill Patterns.ctb plot style, 353

Fill status item, 322
 Fill Style option, 357
 Fillet command, **121–123**, 170
 Fillet tool, 21, 21
 filleting
 corners, **170**, 170
 lines, **121–123**
 fills
 for gradients, **93–94**
 plot styles for, **351–352**, 352
 solid, **85–86**
 Filter Paper Sizes option, 345
 filtering layers, **206–209**,
 206–209
 Find dialog box, 236, 237
 Find And Replace dialog
 \box, **261–262**, 261–262,
 \324–325, 324
 Find And Replace Options
 dialog box, 262, 262, 325, 325
 Find Name option, 234
 finding
 contents, **245–246**, 246
 files, **236**, 237
 layers, **205**
 named components,
 325–326, 326
 support files, **326–329**,
 326–329
 text, **261–262**, 261–262,
 324–325, 324–325
 first line indents, 258
 First option, 304
 Fit option
 for dimension text, 298,
 298–299
 for Pedit, 78, 78, 140
 for viewports, 338
 Fit tab, **306–307**, 308
 Fit To Paper option, 346–347
 Fit Tolerance option, 77, 77
 Fixed Length Extension Lines
 option, 303
 Flatness tolerance symbol, 295
 floating model space, 333
 floating toolbars, 5
 Floating Toolbars option, 16
 Floating Windows option, 16

Fly mode, **160–161**
 flyouts, 15
 fonts
 locating, 328–329, 329
 for text, **264–266**, 264–265
 Form View tab, **355–357**, 355
 formatting text, **253–254**, 254
 formulas in cells, **272–275**,
 272–274
 Fraction Format option, 308
 Fraction Height Scale
 option, 305
 Fractional length option, 46
 fractions
 for architectural
 drawings, 306
 stacked, 255
 Free Dwg Disk (Drive:) Space
 status item, 322
 Free Physical Memory status
 item, 322
 Free Swap File Space status
 item, 322
 Free Temp Disk (Drive:) Space
 status item, 322
 freehand revision clouds, **81**
 Freeze option, **199**, **201–202**, 202
 Freeze Or Thaw In Current
 Viewport icon, 203, 203
 freezing layers, **199**, **201–202**,
 202, 340–342
 From option, 61

G

gaps and Gap Tolerance setting
 in area measurements, 318
 in breaking objects, 137
 for hatch patterns, 93
 GAS_LINE linetype, 215
 General category for Properties
 palette, **114–115**
 General tab
 for drawing properties,
 323, 323
 for plot style tables, 356
 for printer
 configuration, 344
 Geographic Location dialog
 box, 187
 Geometric Tolerance dialog
 box, 295, 295
 Geometry category, 114, **116**
 grab bars, 15
 Gradient option, 189
 Gradient tab, 83, 93
 Gradient tool, 21, 21
 gradients
 for backgrounds, 189
 fill shading for, **93–94**
 Grads angle option, 46
 graphics
 for backgrounds, 189
 for dimensions,
 302–304, 302
 in printing, **345**
 in tables, **278**, 278
 Grayscale.ctb plot style, 353
 Grayscale option, 357
 greater than (>) symbols for
 dimension text, 296
 green color for selection
 window, 7
 Grid command, 52
 Grid status item, 322
 Grid Spacing Is status item, 321
 Grid tool, 52
 grids, **52–53**, 52–53
 aligning, **56**, 57
 for drawing area, 49
 rotating, **56**, 56–57
 snapping to, **53–54**
 spacing for, **54–55**, 54
 status of, 321–322
 grips, 51
 for 3D solids, **150–151**, 150
 for cameras, 163
 for constraining motion,
 150–151, 151
 for dimension text, 299
 with Dynamic Input,
 111–114, 111
 for lights, 184
 for lofting, 175–176
 operations with, 109–110

- for polylines, 140
- for stretching lines, 107–109, 108–109
- Group Manager dialog box, 235–236
- Group Name option, 234
- groups, 225, 232–233, 233
 - of layers, 208–209, 208
 - managing, 235–236, 235
 - options for, 233–234
 - toggleing, 233

H

- hash signs (#) in formulas, 274
- Hatch And Gradient dialog box, 83–84, 83
 - for boundary options, 90–95, 91
 - for editing, 88
 - for gradient fills, 93–94
 - for polyline outlines, 316–318, 317
 - for positioning, 86–87
 - for solid fills, 85–86
- Hatch command, 316
- Hatch Edit dialog box, 89–90
- Hatch Pattern Palette dialog box, 84–85, 89–90
- hatch patterns, 82, 82
 - boundaries for, 87, 87, 90–95, 91
 - editing, 88–90, 88
 - locating, 328–329, 329
 - placing, 83–84, 83
 - for polyline outlines, 316–318, 317
 - positioning, 86–88, 87
 - predefined, 84–85, 85
 - on Tool palette, 249
- Hatch tool, 21, 21
- height
 - extrusions, 166
 - text, 254–255, 254–255, 264, 266
- helices, 171–172, 172
- Helix tool, 143, 171–172
- help, 30
 - context-sensitive, 32
 - searching in, 31–32
 - sources of, 33
- Help option
 - for groups, 236
 - for searches, 245
- Help Topics tool, 33
- hidden lines, printing with, 340
- HIDDEN linetypes, 215
- hidden views, 347–348
- Hide Paperspace Objects option, 348
- hiding viewports, 340
- Highlight option, 234
- Hold Selection option, 213
- Home option, 298
- Home tool, 243
- horizontal construction lines, 100
- horizontal dimensions, 285–286, 286
- Horizontal option for dimension text, 305
- hot grips, 107–108, 110
- HOT_WATER_SUPPLY linetype, 215
- hotspots, spotlight, 185
- HSL color model, 200
- Hyperlink property, 115

I

- I command, 228, 230
- icons for menu items, 9
- ID Point command, 319
- Ignore option
 - for hatch patterns, 92
 - for spell checking, 261
- Ignore All option, 261
- illumination
 - placing lights, 183–185, 185–186
 - sunlight, 187, 188
 - types of, 182
- images
 - for backgrounds, 189
 - for dimensions, 302–304, 302
 - in printing, 345
 - in tables, 278, 278
- Imperial measurement system, 45
- importing
 - blocks, 230–231, 230
 - layer states, 211
 - symbols, 241
 - tables, 276, 276
 - text files, 262
- In option
 - for searches, 245
 - for Zoom, 26
- In The Field(s) option, 246
- inches, 45
- Include Unnamed option, 233–234
- indents for text, 257–258, 257
- Index tab, 30
- Index Color tab, 200
- Indicate Layers In Use option, 209, 209
- Info Palette, 33
- information gathering, 315
 - coordinates of points, 319
 - measurements
 - angles, 320, 320
 - areas, 315–318, 316–317, 319
 - distances, 319
 - missing support files, 326–329, 326–329
 - named components, 325–326, 326
 - nondrawing data, 323, 323–324
 - status of drawings, 320–322, 321
 - text, 324–325, 324–325
 - time spent on drawings, 322, 322
- Inherit Options option, 93
- Inherit Properties option, 91
- Inquiry toolbar, 18

Insert A Block In A Table Cell dialog box, 278, 278
 Insert As Block option, 245
 Insert Block tool, 21, 21, 228, 231
 Insert Columns option, 271
 Insert dialog box for blocks, 228–231, 228, 245
 Insert Field command, 272
 Insert Field tool, 256
 Insert option for Pedit, 141
 Insert Point feature, 238
 Insert Rows option, 271
 Insert Table dialog box, 268, 268, 280, 280
 Insert toolbar, 18
 inserting
 blocks, 228–229, 228–229
 files, 244–245
 Insertion Base Is status item, 321
 Insertion option for osnaps, 61
 Insertion Scale option, 47
 Inside Borders option, 278
 Interfere command, 169
 Interference Checking dialog box, 169
 interference of 3D shapes, 168–169, 168
 intermediate arcs for joining objects, 121–123, 121–122
 Intersect tool, 157, 169
 intersection of 3D shapes, 168–169, 168
 Intersection option for osnaps, 58–59, 58, 61
 Invert Filter option, 209, 209
 Island Detection feature, 92
 Island Display Style option, 84
 islands
 for hatch patterns, 92
 measuring areas with, 318, 319
 ISO hatch patterns, 85
 ISO Standard option, 305
 isometric 2D drawing setup, 55, 55

Isometric Snap option, 55, 55
 Isoplane mode, 55, 55
 Italic tool, 256

J

Jog Angle option, 304
 Jogged option, 291
 Join option for Pedit, 140
 Join tool, 21, 21
 joining objects, 121
 with chamfers, 123–124, 123–125
 end to end, 121–123, 121–122
 trimming and extending for, 125–127, 125–127
 justification
 cell text, 271, 271
 multiple text objects, 260
 Justifytext command, 260

K

Keep Dim Line With Text option, 298
 keyboard command equivalents, 11

L

L command, 69
 landscape orientation, 334, 349
 .las extension, 211
 Last option, 120
 Layer Filter Properties dialog box, 206–208, 206–208
 Layer Freeze tool, 213
 Layer Isolate tool, 213
 Layer Lock tool, 213
 Layer Match tool, 213
 Layer Off tool, 213
 Layer Properties Manager dialog box
 for 3D solids, 148, 149
 ByBlock settings, 223
 components of, 195–196, 196
 for creating layers, 193–195, 194–195

 for filtering layers, 208–209, 208
 for finding layers, 205
 for line weights, 218, 220
 for linetypes, 214, 217
 for listing layers, 205–206, 205
 for locking, 204, 204
 for plot styles, 360
 for saving settings, 210
 for viewports, 340–342, 341–342
 for visibility, 201–203, 201
 Layer Properties Manager tool, 194, 194
 Layer property, 115
 Layer States Manager dialog box, 210–211, 210
 Layer States Manager tool, 206
 Layer Walk tool, 212–213, 212
 Layerpmode command, 211
 layers, 193
 assigning, 196–198, 197, 213
 assigning named plot styles to, 360, 360–361
 for blocks, 198
 creating, 193–195, 194–195
 current, 198–199, 198–199, 321
 filtering, 206–209, 206–209
 finding, 205
 groups of, 208–209, 208
 for hatch boundaries, 95
 Layers II toolbar for, 211–213, 212
 line weights for, 218–220, 219–221
 linetypes for, 214–217, 215–218
 listing, 205–206, 205
 locking, 204, 204
 settings for, 210–211, 210–211, 213
 for viewports, 340–342, 341–342
 visibility of, 199–203, 199, 201–202

- Layers toolbar, 18, 194, 198–199, 198–199
- Layers II toolbar, 18, 211–213, 212
- LayerWalk dialog box, 212–213, 212
- Layout option for plotting, 346
- layout space, text in, 263
- Layout tabs, 26–28, 27, 331–332, 332
 - for dimensions, 284
 - for paper size and orientation, 334–335
 - for scaling, 336–337
 - viewports in, 333–334
 - for visibility, 202–203
- Layout1 tab, 7
- Layout2 tab, 7
- layouts, 331
 - adding, 342–343
 - objects for, 97
- Layouts toolbar, 18
- Le command, 292
- Leader command, 292
- Leader Line & Arrow tab, 293
- leader lines, 293, 294
- Leader option for arrowheads, 304
- Leader Settings dialog box, 293, 294
- Leader tool, 292–293, 293–294
- Left tool, 256
- length and Length option
 - for arcs, 72
 - dimensioning, 291–292, 292
 - options for, 304
 - for revision clouds, 81
 - for dimensions, 303
 - options for, 46
- less-than symbols (<)
 - for dimension text, 296
 - for polar coordinates, 39
- libraries of drawings, 241
- Light control panel, 146, 183
- lightbulb icon, 201, 201
- lights
 - placing, 183–185, 185–186
 - sunlight, 187, 188
 - types of, 182
- Lights toolbar, 18
- limits
 - for drawing area, 48–49
 - for plotting, 346
- Limits command, 49
- Limits option, 346
- Line command, 37
- Line End Style option, 357
- Line Join Style option, 357
- Line Space Factor setting, 258–259, 258
- line spacing of text, 258–259, 258
- Line tool, 20, 20, 37, 69
- line weights
 - for dimensions, 303
 - for layers, 218–220, 219–221
 - for objects, 221–222, 222
 - for scales, 347
 - for table, 276–278, 277
 - visibility of, 219, 220
- Linear command, 285
- linear dimensions
 - from common base extension lines, 287, 287
 - continuing, 286–287, 286
 - horizontal and vertical, 285–286, 286
 - for nonorthogonal objects, 289–292, 290–292
 - strings of, 288, 288
- Linear tool, 289
- lines
 - construction, 99–102, 101
 - for coordinates, 37–38, 38–39
 - drawing, 69–70, 70
 - hidden, 340
 - joining, 123–124, 123–125
 - leader, 293, 294
 - parallel, 79–80, 79
 - plot styles for, 351–352, 352
 - selecting, 105, 105
 - stretching, 107–109, 108–109
- Lines tab, 301, 302–303
- Linetype Ext Line 1 option, 303
- Linetype Ext Line 2 option, 303
- Linetype Manager dialog box, 217, 218, 222–223
- Linetype property, 115
- Linetype Scale property, 115
- Linetype tab, 217
- linetypes and Linetype option
 - for blocks, 198
 - for dimensions, 303
 - for layers, 214–217, 215–218
 - locating, 328–329, 329
 - for objects, 221–223
 - for plot style tables, 357
 - scales of, 216–217, 217–218, 221–222, 222
- Lineweight dialog box, 220, 220
- Lineweight option, 218
 - for dimensions, 303
 - for plot style tables, 357
- Lineweight property, 115
- Lineweight Settings dialog box, 219, 220
- lineweights. *See* line weights
- listing layers, 205–206, 205
- lists, 255
- Load Or Reload Linetypes dialog box, 214, 216, 216
- loading
 - files, 247
 - linetypes, 214, 216, 216
- Lock option, 204
- Lock Location option, 16
- locking
 - layers, 204, 204
 - toolbars and palettes, 16
 - viewport views from pans and zooms, 340
- Loft Settings dialog box, 175
- Loft tool, 146, 147, 172–174
- lofting through shapes, 172–176, 173–176
- Look For Options option, 245
- Lookup option, 261
- Lower Value option, 312
- Lowercase tool, 256
- Ltscale system variable, 217, 222
- Ltype gen option, 140
- Lweight command, 219

M

- m command, 128
- Magnet option, 62
- major axes for ellipses, 73
- Make Block tool, 21, 21, 226
- mapping materials, 181, 182
- Mapping toolbar, 18
- margins, cell, 271, 271, 281
- Marker option for
 - AutoSnap, 62
- markers, points as, 97
- marking
 - equal divisions, 98
 - points, 97–98, 98
- masks for text, 259, 259
- Match Properties tool, 95
- Material Condition dialog box, 295, 296
- Material Editor panel, 179
- Material Mapper tool, 181
- materials, 178–181, 179–182
- Materials control panel, 146, 179
- Materials palette, 179, 179
- math operations, 274–275
- Maximize/Minimize icon, 8
- Me command, 98
- Measure command, 97–99
- Measurement Scale: Apply To
 - Layout Dimensions Only option, 309
- Measurement Scale: Scale
 - Factor option, 309
- measuring
 - angles, 320, 320
 - areas, 315–318, 316–317, 319
 - distances, 319
- Media tab, 344
- memory, Xrefs for, 238
- menu bar, 4, 5, 9–11
- menus
 - cascading, 9, 11
 - flyout, 15
 - shortcut, 8–9
- Merge Cells command, 268–269
- messages
 - balloon, 7
 - Command window, 9
- Method option
 - for Chamfer, 124
 - for dimensions, 312
- Metric measurement system, 45
- Mid Between 2 Points option, 61
- Middle tool, 256
- midpoint grips, 110
- Midpoint option for osnaps, 58–61, 58–59
- millimeters, 45
- minor axes for ellipses, 73
- minus signs (-) in formulas, 274
- Mirror option, 109–110
- Mirror tool, 20, 20
- missing support files, 326–329, 326–329
- Model Or Paper Space tool, 202, 203
- model space, 26–27
- Model Space Limits Are status item, 321
- Model Space Uses status item, 321
- Model tab, 7
 - for dimensions, 284
 - for scale factors, 219
 - text in, 263
- Modeling toolbar, 18
- Modify Dimension Style dialog box, 287, 313
- Modify menu, 9–10
- Modify Standard Paper Size option, 345
- Modify Table Style dialog box, 279
- Modify toolbar, 4, 18, 119
 - for breaking, 136–137
 - for copying, 129–132
 - for erasing, 120–121
 - for joining. *See* joining objects
 - for moving, 128, 129
 - options on, 20–21, 20–21
 - for polylines, 139–141
 - for rotating, 134–136, 135–136
 - for scaling, 133
 - for selections, 119–120
 - for stretching, 134, 134
 - for Xrefs and blocks, 137–139, 138
- Modify II toolbar, 18, 90
- monochrome.ctb plot style, 353
- Monochrome.stb plot style, 353
- More Options tool, 334, 335
- motion, constraining, 150–151, 151
- mouse, scroll wheels, 25
- Move command, 128, 129
- Move option, 141
- Move Or Copy dialog box, 342, 343
- Move Text option, 298, 299
- Move tool, 20, 20
- moving
 - grip base point, 110
 - materials, 181
 - with Move, 128, 129
 - polyline vertices, 141
 - toolbars, 15–16
- MT command, 253
- Mtext command, 249, 253
- MText option
 - for annotations, 293
 - for ordinate dimensions, 295
- Multiline Text Editor, 265
- Multiline Text tool, 21, 21, 253
- multilines, 79
- Multiple option
 - for Chamfer, 124
 - for Fillet, 123
 - for Modify toolbar, 120
- multiple text
 - for annotations, 293
 - editing, 259–260
 - for ordinate dimensions, 295
- multiple viewports, 338–339, 338–339
- multiplication, 274
- Multiplier For Alt Units option, 311

N

Name & Location tab, 236
 named components, locating
 and selecting, 325–326, 326
 named plot styles, 352–353
 assigning
 to layers, 360, 360–361
 to objects, 358–359,
 359–360
 vs. color, 353–354
 converting color to, 361–362
 names
 files, 22
 groups, 233–234
 tabs, 343
 text styles, 265
 Xrefs, 238
 natural language questions, 31
 navigating
 3D models, 159
 DesignCenter, 243–244, 243
 NEAR operator, 31
 Nearest option, 61
 nested blocks, 139
 nesting Xref files, 241
 New Dimension Style dialog
 box, 287, 292, 301, 301
 Alternate Units tab,
 310–311, 310
 for architectural
 drawings, 306
 Fit tab, 306–307, 308
 Lines tab, 302–303, 302
 Primary Units tab, 306,
 308–309, 309
 Symbols And Arrows tab,
 302–304, 302
 Text tab, 304–306, 304
 Tolerances tab, 310, 310, 312
 New Features Workshop
 window, 2, 33
 New Group Filter tool, 206,
 208, 208
 New Layer State To Save
 dialog box, 210, 211
 New Layer tool, 194, 196
 New option
 for dimensions, 297
 for groups, 234

 for hatch pattern boundary
 sets, 93
 for text styles, 266
 New Or Modify Dimension
 Style dialog box, 293, 297
 New Page Setup dialog box,
 350, 351
 New Palette option, 248
 New plot style, 353
 New Property Filter tool, 206
 New Search option, 245
 New Table Style dialog box,
 279–280, 280
 New Text Style dialog box, 264
 New View dialog box, 161,
 161, 189
 New Viewports tab,
 337–338, 338
 New VP Freeze option,
 202–203, 202
 Next option, 141
 No Borders option, 278
 No Trim option, 122, 122
 Node option, 61
 nondrawing data, storing, 323,
 323–324
 None option for osnaps, 61
 nonorthogonal objects,
 dimensions for, 289–292,
 290–292
 normal revision clouds, 80, 80
 NOT operator, 31
 notes for dimensions, 292–293,
 293–294
 Number of Copies setting, 346
 Numbers tool, 256
 NURBS curves, 75, 76

O

O command, 79
 Object Grouping dialog box
 for creating groups,
 232–233, 233
 options in, 233–234
 Object option for Zoom, 26
 Object Lineweights option, 348
 Object Selection cursor, 51
 Object Snap Modes status
 item, 322
 Object Snap tab, 57–58, 58, 61–62
 Object Snap toolbar, 19
 Object Snap Tracking feature,
 51–52
 object snaps. *See* osnaps
 objects
 in 3D models. *See* shapes
 and objects
 assigning named plot
 styles to, 358–359,
 359–360
 for layout, 97
 Objects in D:\Folder\Sub-
 folder status item, 321
 Oblique option, 298–299, 300
 Oblique Angle option, 256, 266
 Offset command, 79–80, 79
 Offset From Dim Line setting,
 305–306
 Offset From Origin setting, 303
 Offset tool, 20, 20, 79
 offsets
 for arrays, 132
 for construction lines, 101
 for dimension lines, 303,
 305–306
 for parallel lines, 79–80, 79
 On/Off option for layers, 201
 One Color option, 94
 Online Training Resources
 option, 33
 Open And Save tab, 240
 Open dialog box, 275
 Open Drawings tab, 247
 Open In Application Window
 option, 244
 opening
 dialog boxes, 11
 files, 244–245
 tables, 275
 toolbars, 17
 Options dialog box, 11
 for AutoSnap feature, 62
 for Color Book location, 195
 for files, 328, 329
 for grips, 107
 for plot style tables, 354
 for printing, 346
 for Xref files, 240

- options for commands, 28–30, 29
- OR operator, 31
- Orbit toolbar, 19
- Ordinate command, 294
- Ordinate Dimension tool, 295
- ordinate dimensions, 294–295, 294
- Organize Favorites option, 244
- orientation
 - of cell text, 269–270, 269–270
 - for printing, 334–335, 334–335, 349
 - in UCS, 8
- origins
 - blocks, 231
 - coordinate systems, 35, 36
 - hatch patterns, 86
 - point coordinates, 319
 - printing, 346
 - UCS, 155
- Ortho mode, 49
- Ortho status item, 322
- Osnap (object snap) marker, 51
- osnaps
 - in 3D space, 153
 - for aligning objects, 62–65, 63–66, 128, 129
 - with dimensioning, 288
 - location setup, 57–59, 58–59
 - on the fly selections for, 59–60
 - options for, 60–62
 - with Polar Tracking, 67
- Other Predefined tab, 85
- Out option, 26
- Outer option, 92
- Outline tool, 256
- outlines, 316–318, 317
- Outside Borders option, 277–278, 277
- **Over: status item, 321
- Over Dimension Line, With Leader option, 307
- Over Dimension Line, Without Leader option, 307
- overlays, 241
- Override Default Background option, 189
- P**
- Page Setup dialog box
 - for plot styles, 358
 - for shaded views, 347
- Page Setup Manager dialog box
 - for plot style tables, 354
 - for printer settings, 349–350, 350
- paint bucket tools, 83
- palettes, locking, 16
- Pan Realtime tool, 25
- panning and Pan command, 25–26
 - accuracy of, 27
 - locking viewport views from, 340
- panoramic views, 159
- PANTONE color option, 200
- paper
 - printable area of, 28
 - size of, 345–346
 - for printing, 334–335, 334–335
 - selecting, 346
 - user-defined, 345
- Paper option, 333, 333
- paper space, viewports in, 333
- paragraphs, indenting, 258
- parallel lines
 - construction, 101–102
 - drawing, 79–80, 79
- Parallel option, 61
- Parallel Projection tool, 164, 170
- parallel projections, 164, 164
- Parallelism tolerance symbol, 295
- parentheses () in formulas, 274
- Paste Special dialog box, 262, 276, 276
- Path option, 171
- paths, extruding along, 170–171, 170
- patterns
 - for gradients, 93–94
 - hatch. *See* hatch patterns
- Pe command, 77, 140
- Pedit command, 77–78, 140–141
- Pen # option, 357
- Perpendicular option, 62
- Perpendicularity tolerance symbol, 295
- Perspective Projection tool, 164, 164
- perspective projections, parallel projections from, 164, 164
- perspective view, 4
- PHANTOM linetypes, 215
- Pick Both Offsets option, 132
- Pick Column Offset option, 132
- Pick Point option, 227
- Pick Row Offset option, 132
- pickboxes, 104
- pl command, 77
- Place Text Manually option, 307
- Planar mapping style, 181, 182
- plines. *See* polylines and Polyline option
- Plot And Publish tab, 346, 354
- Plot dialog box, 343
 - for paper size and orientation, 334–335, 334
 - for printer settings, 350, 351
 - for shaded views, 347
- Plot In Background option, 348
- Plot Offset (Origin Set To Printable Area) group, 346
- Plot or Page Setup dialog box, 352–353, 352
- Plot Paperspace Last option, 348
- Plot Stamp dialog box, 349, 349
- Plot Stamp On option, 348
- Plot Style Control list, 359, 360
- Plot Style option, 359
- Plot Style property, 115
- Plot Style Table Editor dialog box, 355–358, 355–356
- Plot Style Table list, 334, 335
- Plot Style Table Settings dialog box, 354

- plot styles and plot style tables, 220, **351–352**, 352
 - assigning
 - to layers, **360**, 360–361
 - to objects, **358–359**, 359–360
 - color vs. named, **353–354**
 - creating, **354**
 - editing and using, **355–358**, 355–356, 358
 - named from color, **361–362**
 - predefined, **352–353**, 352
 - Plot Upside-Down option, 349
 - Plot With Plot Styles option, 348
 - Plotter Calibration option, **345**
 - Plotter Configuration Editor dialog box, 343–345, 345
 - plus signs (+) in formulas, 274
 - Point Filters option, 62
 - point lights, 182
 - point of view, **158–164**, 161–164
 - Point Selection cursor, 51
 - Point Selection mode, 38
 - Point Style dialog box, 97
 - Point tool, 21, 21
 - points
 - construction lines through, **100**
 - coordinates of, 36, **319**
 - as markers, 97
 - marking, **97–98**, 98
 - tracking, **66–67**
 - pol command, 96
 - Polar Angle settings, 52
 - Polar Angle Measurement setting, 52
 - Polar Array option, 130, 130
 - polar coordinates, 36, 37, **39–40**, 40
 - Polar Tracking, 38, 51
 - adjustable triangles with, **49–50**
 - behavior of, **50–52**, 50
 - with osnaps, 67
 - for relative coordinates, 42
 - Polar Tracking tab, **50–52**, 50
 - Polar Tracking vector, 29–30
 - Polygon tool, 20, 20, 96
 - polygons, 70, 70
 - area of, 316, 316
 - drawing, **96**, 96
 - Polyline command, 77
 - polyline splines, 70, 70
 - Polyline tool, 20, 20, 70
 - polylines and Polyline option, 70, 70
 - for Chamfer, 124
 - for curves, **77–78**, 78
 - editing, **139–141**
 - exploding, 139
 - extruding, **165–166**, 166–167
 - for Fillet, 123
 - for outlines, **316–318**, 317
 - revolving, **176–177**, 176
 - portrait orientation, 334, 349
 - Ports tab, 344
 - Position tolerance symbol, 295
 - PostScript fonts, 254
 - Precision option
 - for angles, 292
 - for dimensions, 308–309, 311–312
 - for drawing units, 47
 - predefined hatch patterns, **84–85**, 85
 - predefined plot styles, **352–353**, 352
 - Prefix option, 309, 311
 - prefixes for dimensions, 297, 309, 311
 - preview icons, 243
 - Preview panel, 244
 - Previous option
 - for Modify toolbar, 120
 - for Pedit, 141
 - for Zoom, 26
 - Primary Units tab
 - for architectural drawings, 306
 - for dimensions, 297, **308–309**, 309
 - primitives, 143, 144
 - printable area, 28, 346
 - printing, 331
 - 3D views, **347–348**
 - hidden lines and shading, 340
 - locking layers from, **204**
 - paper size and orientation for, **334–335**, 334–335
 - plot options for, **348–349**
 - plot styles for. *See* plot styles and plot style tables
 - positioning, **346**
 - printer settings for, **343–345**
 - saving settings for, **349–350**, 350–351
 - scaling for, **336–337**, 337, **346–347**
 - setting up, 332, 332
 - viewports for, **333–334**, **337–343**, 338–339, 341–343
 - views for, **346–348**
- Procedures tab, 30
- Profile tolerance symbol, 295
- Project option, 127
- Prompts, **51**
- properties
 - for cameras, **164**, 164
 - filtering layers by, **206–208**, 206–208
- Properties palette, 4, **114–117**, 115–116
 - for blocks, 229, 230
 - for cameras, 164, 164
 - for cell text, 269–270, 270
 - for hatch patterns, 95
 - for layers, 196–197, 197
 - for line weights, 220, 2201
- Properties Settings dialog box, 95
- Properties toolbar, 19
- Purge command, 228
- ## Q
- Qdim command, 288
- Qtext status item, 322
- Quadrant option, 62
- Quick Dimension command, 288
- Quick Select tool, 325, 326
- QuickCalc calculator
 - for cumulative area values, **318**
 - for properties, 117
- QuickSelect option, 227

R

Radians angle option, 46
 radius and Radius option
 for arcs, 72
 for circles, 23, 23, **71–72**, 71
 for dimensions, 291, 291, 304
 for Fillet, 122–123
 for polygons, 96
 Radius tool, 291
 RAM space, Xrefs for, 238
 Ray command, 97, 102
 ray construction lines, **102**
 Re-Order option for
 groups, 234
 Realistic option, 4, 348
 Realistic visual style, 190
 Realtime Pan tool, 25, 27
 Realtime zoom option, 26
 Recreate Boundary option, 91
 Rectangle command, 23
 Rectangle tool, 20, 20, 23
 rectangles, 70, 70
 drawing, 12–13, 23
 reference, **47–48**
 red, green, blue (RGB) color
 model, 200
 Redo command, 24
 Redo tool, 256
 Refedit command, 125, 238
 Refedit toolbar, 19
 Reference option
 for Rotate, 136
 for Scale, **133**, 134
 reference rectangles, **47–48**
 Reference toolbar, 19
 Regen option, 141
 region objects, 102
 Region tool, 21, 21
 regular polygons, **96**, 96
 relative coordinates, 36, **40–42**,
 41–42
 Reload All Xrefs option, 240
 Remove option for groups, 234
 Remove Boundaries option, 91
 Remove From Group
 option, 235
 Remove From Group Filter
 option, 209

removing. *See* deleting and
 Delete option
 Rename command, 238
 Rename Layout dialog box, 343
 renaming and Rename option
 groups, 233–234
 tabs, 343
 text styles, 265–266
 Xrefs, 238
 Render control panel, 146,
 188, 188
 Render tool, 185, 185
 Render toolbar, 19
 Rendered option, 348
 rendered views, **187–189**,
 188–189, 348
 Replace All option, 262
 Reset option, 181
 resolution for rendered
 images, **188**
 Retain option for blocks, 228
 Retain Boundaries option, 318
 Retain Changes To Xref Layers
 option, 240
 revcloud command, 81–82
 Revision Cloud command, 81
 Revision Cloud tool, 21, 21, 81
 revision clouds, **80–82**, 80
 revolving polylines,
 176–177, 176
 RGB (red, green, blue) color
 model, 200
 Rich Text Format (RTF)
 files, 262
 Right tool, 256
 ro command, 134
 Rotate command, 134–135
 Rotate Items As Copied
 option, 131
 Rotate tool, 20, 20
 rotating and Rotation option
 3D solids, **151–153**, 152–153
 blocks, **229**, 230
 cell text, 270, 270
 circular copies, 131
 dimension text, **298–299**
 ellipses, 74–75
 elliptical arcs, 75

 grids, **56**, 56–57
 grips, 109–110
 materials, 181
 objects, **134–136**, 135–136
 text, 267
 Xref files, 238
 Round Distances To option, 311
 Round Off option, 308
 rounding corners, 122, **170**, 170
 rows
 copying, **131–132**, 132
 in tables, **271**
 RTF (Rich Text Format) files, 262
 rubber-banding lines, 29, 38, 39
 Ruler tool, 256
 Running Osnaps, 58–59, 287
 Runout tolerance symbols, 295

S

s command, 134
 Save As option, 358
 Save Block Definition
 option, 139
 Save Changes To Layout
 option, 349
 Save Drawing As dialog box, 22
 saving
 blocks, **231–232**, 232
 layer settings, **210–211**,
 210–211
 plot style tables, 358
 printer settings, **349–350**,
 350–351
 rendered images, 188
 views, **161**, 161
 sc command, 133
 Scale command, 133
 Scale Dimensions To Layout
 option, 307
 scale factors, **219**
 Scale Lineweights setting, 347
 Scale tool, 21, 21
 scales and Scale option
 for blocks, **229**, 230
 and DesignCenter, 246
 for dimensions, **285**
 for grips, 109–110

- for linetypes, **216–217**,
217–218, 221–222, 222
- for printing, **336–337**, 337,
346–347
- Reference option for,
133, 134
- to specific scale factors, **133**
- for text, **259**, **262–263**
- Xref files, 238
- for Zoom, 26
- Scaletext command, 259
- Scaling For Height option, 312
- Scientific length option, 46
- Screening option, 357
- Screening xxx%.ctb plot
style, 353
- screw threads, **171–172**
- scroll wheels, 25
- sculpting 3D objects, 156, 156
- SE Isometric option, 4
- Search dialog box, 245–246
- Search For The Word(s)
option, 246
- Search Now option, 245
- Search Subfolders option, 245
- Search tab, **31–32**
- searching
 - for contents, **245–246**, 246
 - for help, **31–32**
 - for layers, **205**
 - for named components,
325–326, 326
 - for support files, **326–329**,
326–329
 - for text, **261–262**, 261–262,
324–325, 324–325
- Second option, 304
- Select Color dialog box
 - for 3D solids, 148, 149
 - for backgrounds, 189
 - for gradient fills, 94
 - for layers, 194–195, 195, 207
 - for materials, 180, 180
 - for objects, 221–222
 - for true and PANTONE
colors, 200
- Select Drawing File dialog box,
230–231, 230
- Select File dialog box, 236, 237,
361–362
- Select Group option, 235
- Select Linetype dialog box,
214, 216
- Select New Path dialog
box, 327
- Select Objects option, 227
- Select Plot Style dialog box,
359–360, 360–361
- Select Reference File dialog
box, 238
- Select Template dialog box, 2
 - for 3-D models, 144
 - for materials, 178
 - for new drawings,
21–22, 21
- Selectable option, 234
- Selecting Subobject dialog
box, 150
- selection sets, 104
- selection windows, 5, 7
- selections
 - Modify toolbar for, **119–120**
 - with Move, 128
 - options for, **104–105**,
104–105
 - osnaps for, **59–60**
 - standard method, **103–104**
 - in viewports, 333
 - with windows, **105–107**, 106
- Set Current tool, 196
- Set Size Relative To Screen
option, 97
- Shade Plot options, 347
- shaded views, **190**, 191,
340, 347
- shading gradient fill, **93–94**
- shadows, 182
- shapes and objects
 - in 3D model
 - from 2D shapes, **165**, 165
 - converting from earlier
versions, **168**
 - extruding along paths,
170–171, 170
 - extruding polylines,
165–166, 166–167
 - filleting corners,
170, 170
 - helices, **171–172**, 172
 - interference and
inter-lofting
through, **172–176**,
173–176
 - revolving polylines,
176–177, 176
 - sculpting, 156, 156
 - assigning named plot
styles to, **358–359**,
359–360
 - for layout, **97**
 - for revision clouds, **81–82**
- shortcut menus, 8–9
- Show Details option, 217, 218
- single-line text objects, **266–267**
- Single option, 337, 338
- size
 - center marks, 304
 - drawing area, 8
 - paper, **345–346**
 - for printing, **334–335**,
334–335
 - selecting, **346**
 - user-defined, **345**
 - rendered images, **188**
- Size Is search option, 246
- Sketch command, 102
- skewing dimension lines, **299**
- slashes (/) in formulas, 274
- smooth curves, **75–77**, 76–77
- Smooth Fit option, 175
- Snap And Grid tab, 54–55, 54
- Snap command, 53
- Snap mode, 53
- Snap status item, 322
- Snap Resolution Is status
item, 321
- Snap X Spacing setting, 54
- Snap Y Spacing setting, 54
- Snapbase command, 56, 57, 86
- snaps
 - to grids, **53–54**
 - osnaps. *See* osnaps
 - rotating, **56**
 - spacing, 53–54

snowflake icon, 201
 solid backgrounds, 189
 solid fills, **85–86**
 Solids Editing toolbar, 19
 solids in 3D drawings,
 146–147, 147
 creating, **148–149, 148–149**
 editing, **157–158, 158**
 grips for, **150–151, 150**
 primitives, 143, 144
 rotating, **151–153, 152–153**
 sorting layer names, 205
 Source And Size option, 345
 spacing
 grids, **54–55, 54**
 hatch patterns, 83
 snaps, 53–54
 text lines, **258–259, 258**
 special symbols, 255
 Specified Origin option, 87
 Specify first corner point
 option, 12
 Specify On-Screen option,
 229, 238
 Specify Output Size option, 188
 spelling checker, **260–261, 260**
 spherical format, 177
 Spherical mapping style,
 181, 182
 splash screen, 2
 Spline command, 75–76
 spline curves, 75–77, 76
 Spline option, 77–78, 78, 140
 Spline tool, 21, 21, 76
 Spline With Arrow option, 293
 Splinedit command, 77
 spotlights, **182–185, 185–186**
 spreadsheets. *See* tables
 Stack tool, 256
 stacked fractions, 255
 Standard cursor, 51
 Standard Scale option, 336
 Standard toolbar, 19
 Standard 2 toolbar, 19
 Start option for arcs, 72
 starting commands, **12–13, 13**
 Startup dialog box, 2
 Statistics tab, 323

status bar, 5
 command descriptions in,
 10–11
 displaying, 7
 feedback in, 6, 6
 for tool tips, 14
 Status command, 321
 status information,
 320–322, 321
 .stb extension, 362
 Stop option, 245
 Store As Default Origin
 option, 88
 straight lines, **69–70, 70**
 Straighten option, 141
 Straightness tolerance
 symbol, 295
 Stretch command, 134
 Stretch tool, 21, 21
 stretching and Stretch option
 grips, 109–110
 lines, **107–109, 108–109**
 objects, **134, 134**
 strings of dimensions, **288, 288**
 styles and Style option
 dimensions, **300–302, 301,**
 311–313, 312–313
 font, **264–266, 264–265**
 mapping, 181, 182
 plot. *See* plot styles and plot
 style tables
 for revision clouds, 82
 for tables, **279–281, 279–280**
 Styles toolbar, 19, 265, 265
 subobjects, 157
 Subtract tool, 157
 subtraction in formulas, 274
 subtraction with 3D objects,
 156–157, 156
 suffixes for dimensions, 297,
 309, 311
 Sum function, 274–275
 Summary tab, 323, 323
 sun icon, 201–203
 Sun Status option, 187
 sunlight, 182, **187, 188**
 Sunlight tool, 187

Support File Search Path
 option, 328–329
 support files, **326–329, 326–329**
 Suppress option, 303
 Suppress Arrows If They Don't
 Fit Inside Extension Lines
 option, 307
 surfaces for 3D drawings,
 146–147, 147
 converting from earlier
 versions, **168**
 drawing on, **154, 154**
 Surveyor's Units angle
 option, 46
 Sweep tool, 170–172
 Switch option for mapping, 181
 Swivel tool, 159
 Symbol dialog box, 295, 296
 Symbol option, 257, 257
 symbols
 downloading, **247, 248**
 importing, 241
 Symbols And Arrows tab,
 302–304, 302
 Symmetry tolerance
 symbol, 295

T

T squares, 49
 Table Direction option, 281
 Table Style command, 279
 Table Style dialog box, 279, 279
 Table tool, 21, 21
 Table View tab, 356, 356
 tables, **267, 267**
 cells in
 background color
 for, **278**
 borders for,
 276–278, 277
 combining,
 268–269, 269
 text in, **268–271,**
 269–270
 creating, **268, 268**
 exporting, **275**
 formulas in, **272–275,**
 272–274

- graphics in, 278, 278
 - importing, 276, 276
 - lineweights for, 276–278, 277
 - rows and columns in, 271
 - styles for, 279–281, 279–280
 - Tablet status item, 322
 - tabs
 - in Command window, 7
 - renaming, 343
 - for text, 257–258, 257
 - tangent objects, selecting, 71–72, 71–72
 - Tangent option
 - for curves, 76
 - for osnaps, 62
 - for Pedit, 141
 - template selection, 21–22, 21
 - Temporary Track Point option, 62
 - Temporary Tracking Point feature, 66–67
 - text and Text option, 253
 - background masks for, 259, 259
 - boundaries for, 256–257
 - for dimensions, 307
 - for annotations, 292–293, 293–294
 - appearance of, 304–305, 304
 - appending data to, 296–297
 - detaching, 298
 - ordinate, 295
 - rotating, 298–299
 - finding, 261–262, 261–262, 324–325, 324–325
 - font styles for, 264–266, 264–265
 - formatting, 253–254, 254
 - height and font of, 254–255, 254–255, 264, 266
 - indents and tabs for, 257–258, 257
 - line spacing, 258–259, 258
 - scale for, 259, 262–263
 - spelling checker for, 260–261, 260
 - in tables, 268–269, 269
 - justification, 271, 271
 - orientation, 269–270, 269–270
 - Text Color option, 305
 - text files, importing, 262
 - Text Formatting toolbar, 253–255, 254, 268, 295, 297, 297
 - Text Height option, 305
 - Text Movement option, 298
 - Text Rotation option, 270
 - Text Style dialog box, 264–266, 264, 280, 305
 - Text tab, 304–306, 304
 - Text toolbar, 19
 - Thaw option, 199, 201–202, 202
 - thawing layers, 199, 201–202, 202, 340–342
 - Thicken Surface tool, 166, 167, 168
 - Thickness property, 115
 - Thickness status item, 322
 - Three: Above option, 338, 338
 - time, tracking, 322, 322
 - Time command, 322
 - title blocks, 334
 - togglng groups, 233
 - Tol command, 295
 - tolerance
 - for curves, 77
 - for dimensions, 295, 295–296, 310, 310, 312
 - for hatch patterns, 93
 - Tolerance value, 93
 - Tolerances tab, 310, 310, 312
 - Tool palettes, 4–5, 6, 247–249, 249
 - Tool Properties dialog box, 249–250, 250
 - tool tips, 14, 14
 - toolbars, 4, 5, 14
 - closing and opening, 17
 - flyout, 15
 - list of, 18–19
 - location of, 5
 - locking, 16
 - moving, 15–16
 - tool tips for, 14, 14
 - tools, customizing, 249–251, 250
 - Top Left option, 88
 - Top Right option, 88
 - Top tool, 256
 - tr command, 126
 - Track Using All Polar Angle Settings option, 51, 67
 - tracking components, DesignCenter for. *See* DesignCenter
 - tracking points, 66–67
 - Tracking tool, 256
 - TRACKS linetype, 215
 - Tree View Toggle tool, 241
 - triangles with Polar Tracking, 49–50
 - triangular menu pointers, 11
 - Trim command, 125–127
 - Trim tool, 21, 21
 - trimming and Trim option
 - for Chamfer, 124, 125
 - for Fillet, 122–123
 - for joining objects, 125–127, 125–127
 - True Color tab, 200
 - TrueType fonts, 254
 - TS command, 279
 - Ttr command, 72
 - Two Color option, 94
 - Txt font, 254
- ## U
- U command, 24
 - UCS (User Coordinate Systems), 8
 - for grid rotation, 56, 57
 - for ordinate dimensions, 294
 - for point coordinates, 319
 - for solids rotation, 151–153, 152–153
 - working with, 154–155, 155
 - UCS icon, 8
 - UCS toolbar, 19
 - UCS II toolbar, 19
 - Underline tool, 256

Undo command, 24
 Undo tool, 24, 38
 with Modify toolbar, 121
 for text, 256
 undoing actions and Undo
 option, 24
 Extend, 127
 Pedit, 140
 text edits, 256
 Ungroup option, 235
 union operation, 156–157, 156
 Union tool, 156, 156
 Unit Format option, 308, 311
 units
 for blocks, 246
 for dimensions, 308–311,
 309–310
 selecting, 45–47, 45
 setting, 22
 Units Format option, 309
 Unlock Object's Layer tool, 213
 Unnamed option, 234
 Unstack tool, 256
 updating Xref files,
 239–240, 240
 Upper tool, 256
 Upper Value option, 312
 Upside Down option, 266
 Use Background Mask
 option, 259
 Use Color Dependent Plot
 Styles option, 354
 Use Drawing Background
 Color option, 259
 Use Overall Scale Of option,
 306–307
 User Coordinate Systems. *See*
 UCS (User Coordinate
 Systems)
 User Defined option, 83
 user-defined paper sizes, 345

V

Vertical Cell Margin option,
 271, 271
 vertical construction lines, 100

vertical dimensions,
 285–286, 286
 Vertical option for text, 266, 305
 Vertical Position option, 312
 vertices
 in moving polylines, 141
 in stretching objects, 134
 View Manager dialog box, 189
 View Selections option, 91
 View toolbar, 19
 Viewport Lighting Mode
 option, 187
 viewports, 28, 332
 creating, 337–339, 338–339
 displaying and hiding, 340
 layers for, 340–342, 341–342
 locking from pans and
 zooms, 340
 working with, 333–334
 Viewports dialog box, 337–339,
 338–339
 Viewports toolbar, 19
 views
 in 3D models
 from 2D views, 4
 printing, 347–348
 rendered, 187–189,
 188–189
 wireframes and
 shaded, 190, 191
 saving, 161, 161
 Views tool, 244
 Virtual Pen # option, 357
 visibility
 layers, 199–203, 199, 201–202
 line weight, 219, 220
 Visretain command, 240
 Visual Styles control panel,
 146, 190, 191
 Visual Styles feature, 145, 149
 Visual Styles toolbar, 19

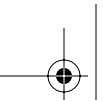
W

w command, 231
 Walk and Fly toolbar, 19
 Walk/Fly tool, 160–161

Wblock command, 231
 WCS (World Coordinate
 System), 151
 Web toolbar, 19
 width and Width option
 cells, 270, 270
 polylines, 140–141
 text, 256, 266
 Width Factor option, 266
 Width Factor tool, 256
 Window option
 for Modify toolbar, 120
 for plotting, 346
 Window Polygon option, 120
 windows for selections, 105–
 107, 106
 wireframes, 190, 191, 347–348
 word-wrap feature, 257
 words, adding, 266–267
 workpoints, 51
 Workspaces toolbar, 19
 World Coordinate System
 (WCS), 151
 World UCS option, 4
 Write Block dialog box,
 231–232, 232

X

X coordinates, 35–36, 36
 in distance
 measurements, 319
 in Dynamic Input display, 7
 for printing, 346
 X direction in UCS, 8
 X scale factor for blocks, 229
 X spacing for grids, 54–55, 54
 Xbind command, 240
 Xdatum option, 295
 Xline command, 97, 99–101
 XR command, 238
 Xref files, 225, 236–238
 attaching drawings as,
 238–239, 239
 vs. blocks, 240–241
 editing, 137–139, 138
 locating, 326–328, 326–328



nesting, **241**
trimming and extending, **125**
updating, **239–240, 240**
Xref Manager palette, **238, 239**
XY coordinates, **5–6, 6, 35**

Y

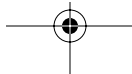
Y coordinates, **35–36, 36**
in distance
measurements, **319**
in Dynamic Input display, **7**
for printing, **346**

Y direction in UCS, **8**
Y scale factor for blocks, **229**
Y spacing for grids, **54–55, 54**
Ydatum option, **295**

Z

Z axis for point
coordinates, **319**
Z coordinates, **36**
in distance measurements,
177, 319
in Dynamic Input display, **7**

Z scale factor for blocks, **229**
Zero Suppression options, **306,**
309, 311–312
ZIGZAG linetype, **215**
Zoom command, **25–26**
Zoom Command window, **26**
Zoom Previous tool, **25**
Zoom toolbar, **19**
Zoom Window tool, **25**
zooming
locking viewport views
from, **340**
working with, **25–26, 25**




Your Complete AutoCAD® Solution from Sybex

AutoCAD® 2006 and AutoCAD LT® 2006: No Experience Required®

by David Frey

ISBN: 0-7821-4414-4 • US \$34.99

Updated for the 2006 releases of AutoCAD and AutoCAD LT, this best-selling introductory book gives you a solid grounding in the essentials. You'll get instant gratification by following the step-by-step instructions and hands-on projects that cover each phase of designing a summer cabin. You can progress sequentially through the book or begin at any chapter by downloading the drawing files from the Sybex website.




Mastering™ AutoCAD 2006 and AutoCAD LT 2006

by George Omura

ISBN: 0-7821-4424-1 • US \$49.99

The world's best-selling, definitive guide to AutoCAD has been updated for the 2006 software! Acclaimed author George Omura delivers the most comprehensive coverage for AutoCAD and AutoCAD LT users, including discussion of all the new features. Throughout, Omura provides concise explanations, focused examples, step-by-step instructions, and hands-on projects. The CD offers six chapters of advanced material, files for all of the drawing exercises, plus general-purpose utilities for better productivity.




Mastering Autodesk® Architectural Desktop 2006

by Scott Onstott

0-7821-4429-2 • US \$49.99

This book is the ultimate resource for beginning through advanced ADT users. In the tradition of Sybex's illustrious Mastering series, you'll get the most comprehensive coverage in a mix of tutorials and detailed reference. The companion DVD includes the Autodesk Architectural Desktop demo as well as sample files and useful utilities. This book also features a Foreword by Chris Yancharis, ADT Product Manager.




SYBEX
www.sybex.com