

Contents at a Glance

<i>Introduction</i>		<i>xviii</i>
Chapter 1	Group Policy Essentials	1
Chapter 2	Managing Group Policy with the GPMC	53
Chapter 3	Group Policy Processing Behavior	101
Chapter 4	Troubleshooting Group Policy	149
Chapter 5	Windows ADM Templates	207
Chapter 6	Implementing Security with Group Policy	233
Chapter 7	Scripting GPMC Operations	291
Chapter 8	Profiles: Local, Roaming, and Mandatory	331
Chapter 9	IntelliMirror, Part 1: Redirected Folders, Offline Files, Synchronization Manager, and Disk Quotas	369
Chapter 10	IntelliMirror, Part 2: Software Deployment via Group Policy	431
Chapter 11	Beyond IntelliMirror: Shadow Copies and Remote Installation Services	493
<i>Appendix</i>		521
<i>Index</i>		537

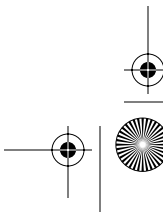
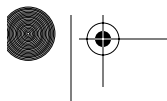


Table of Contents

Introduction

xviii

Chapter 1	Group Policy Essentials	1
	Getting Started with Group Policy	1
	Understanding Local Group Policy	2
	Group Policy Entities and Policy Settings	4
	Active Directory–Based Group Policy	5
	An Example of Group Policy Application	8
	Examining the Resultant Set of Policy	9
	At the Site Level	10
	At the Domain Level	10
	At the OU Level	10
	Group Policy, Active Directory, and the GPMC	12
	Kickin’ It Old-School	12
	GPMC Overview	15
	Installing the GPMC	15
	Using the GPMC in Active Directory	20
	Active Directory Users and Computers versus GPMC	20
	Adjusting the View within the GPMC	22
	The GPMC-centric view	23
	Our Own Group Policy Examples	25
	More about Linking and the Group Policy	
	Objects Container	26
	Applying Group Policy Object to the Site Level	29
	Applying Group Policy Objects to the Domain Level	31
	Applying Group Policy Objects to the OU Level	34
	Testing Your Delegation of Group Policy Management	39
	Understanding Group Policy Object Linking Delegation	40
	Granting OU Admins Access to Create New Group	
	Policy Objects	41
	Creating and Linking Group Policy Objects at the	
	OU Level	42
	Creating a New Group Policy Object in an OU	45
	Moving Computers into the Human Resources	
	Computers OU	47
	Verifying Your Cumulative Changes	48
	Things That Aren’t Group Policy but <i>Look</i> Like Group Policy	50
	Terminal Services	50
	Routing and Remote Access	50
	Final Thoughts	51

x **Table of Contents**

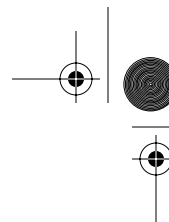
Chapter 2	Managing Group Policy with the GPMC	53
	Common Procedures with the GPMC	53
	Minimizing the View with Policy Setting Filtering	55
	Raising or Lowering the Precedence of Multiple Group Policy Objects	57
	Understanding GPMC's Link Warning	59
	Stopping Group Policy Objects from Applying Block Inheritance	65
	The Enforced Function	66
	Advanced Security and Delegation with the GPMC	68
	Filtering Group Policy Objects	69
	Granting User Permissions upon an Existing Group Policy Object	77
	Granting Group Policy Object Creation Rights in the Domain	78
	Special Group Policy Operation Delegations	79
	Who Can Create and Use WMI Filters?	81
	Performing RSoP Calculations with the GPMC	83
	What's-Going-On Calculations with Group Policy Results	84
	What-If Calculations with Group Policy Modeling	87
	Backing Up and Restoring Group Policy Objects	90
	Backing Up Group Policy Objects	90
	Restoring Group Policy Objects	92
	Backing Up and Restoring WMI Filters	94
	Searching for Group Policy Objects with the GPMC	95
	GPMC At-a-Glance Icon View	96
	The GPMC At-a-Glance Compatibility Table	97
	Final Thoughts	98
Chapter 3	Group Policy Processing Behavior	101
	Group Policy Processing Principles	101
	Initial Policy Processing	103
	Background Refresh Policy Processing	104
	Security Background Refresh Processing	112
	Special Case: Moving a User or a Computer Object	117
	Policy Application via Remote Access or Slow Links	118
	Using Group Policy to Affect Group Policy	120
	Affecting the User Settings of Group Policy	120
	Affecting the Computer Settings of Group Policy	122
	Group Policy Loopback Processing	130

	Reviewing Normal Group Policy Processing	130
	Group Policy Loopback—Merge Mode	131
	Group Policy Loopback—Replace Mode	131
	Group Policy with Cross-Forest Trusts	137
	What Happens When Logging on to Different Clients Across a Cross-Forest Trust?	139
	Disabling Loopback Processing When Using Cross-Forest Trusts	141
	Cross-Forest Trust Client Matrix	142
	Understanding Cross-Forest Trust Permissions	143
	Intermixing Group Policy and NT 4 System Policy	145
	Final Thoughts	147
Chapter 4	Troubleshooting Group Policy	149
	Under the Hood of Group Policy	150
	Inside Local Group Policy	150
	Inside Active Directory Group Policy Objects	151
	The Birth, Life, and Death of a GPO	155
	How Group Policy Objects Are “Born”	155
	How a GPO “Lives”	156
	Death of a GPO	173
	How Client Systems Get Group Policy Objects	173
	Client-Side Extensions	174
	Where Are Administrative Templates Registry Settings Stored?	177
	Why Isn’t Group Policy Applying?	179
	Reviewing the Basics	179
	Advanced Inspection	181
	Client-Side Troubleshooting	189
	RSoP for Windows 2000	189
	RSoP for Windows 2003 and Windows XP	190
	Advanced Group Policy Troubleshooting with Log Files	200
	Using the Event Viewer	200
	Diagnostic Event Log Registry Hacks	201
	Turning On Verbose Logging	201
	Final Thoughts	204
Chapter 5	Windows ADM Templates	207
	Policies versus Preferences	208
	Typical ADM Templates	209
	Default ADM Templates	210
	Vendor-Supplied ADM Templates	211
	Creating Your Own Custom ADM Changes	219

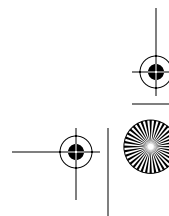
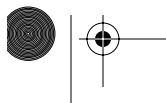
xii **Table of Contents**

	Creating Your Own Custom ADM Template	220
	Viewing Old-Style Preferences	221
	Managing Windows ADM Templates	223
	How Do You Currently Manage Your Group Policy Objects?	224
	ADM Template Behavior	225
	ADM Template Management Best Practice	227
	Create a Windows XP Management Workstation	227
	Throttling an Automatic ADM Template Upgrade	228
	Cracking the ADM Files	230
	Final Thoughts	231
Chapter 6	Implementing Security with Group Policy	233
	The Two Default Group Policy Objects	233
	GPOs Linked at the Domain Level	234
	Group Policy Objects Linked to the Domain Controllers OU	238
	Oops, the “Default Domain Policy” GPO and/or “Default Domain Controllers Policy” GPO Got Screwed Up!	240
	Understanding Local and Effective Security Permissions	241
	The Strange Life of Password Policy	243
	Auditing with Group Policy	244
	Auditing Group Policy Object Changes	248
	Auditing File Access	251
	Logon, Logoff, Startup, and Shutdown Scripts	252
	Startup and Shutdown Scripts	253
	Logon and Logoff Scripts	254
	Internet Explorer Maintenance Policies	255
	Wireless Network (802.11) Policies	256
	Restricted Groups	256
	Strictly Controlling Active Directory Groups	257
	Strictly Controlling Local Group Membership	259
	Strictly Applying Group Nesting	260
	Which Groups Can Go into Which Other Groups Via Restricted Groups?	261
	Software Restriction Policy	261
	Software Restriction Policies’ “Philosophies”	262
	Software Restriction Policies’ Rules	263
	Securing Workstations with Templates	271
	Security Templates	272
	Your Own Security Templates	276
	The Security Configuration and Analysis Snap-In	280
	Applying Security Templates with Group Policy	287

	Final Thoughts	288
	What I Didn't Cover	289
	Even More Resources	289
	Designing versus Implementing	289
Chapter 7	Scripting GPMC Operations	291
	Getting Started with GPMC Scripting	292
	GPMC Scripting Caveats	292
	Scripting References	292
	Scripting Tools	293
	Setting the Stage for Your GPMC Scripts	294
	Initial GPMC Script Requirements	295
	Obtaining Domain DNS Names Automatically	297
	Obtaining Basic Domain and Site Information	298
	Creating Simple GPMC Scripts	299
	Automating Routine Group Policy Operations	303
	Documenting GPO Links and WMI Filter Links	303
	Documenting GPO Settings	308
	Creating and Linking New GPOs	310
	Backing Up GPOs	312
	Restoring GPOs	314
	Importing GPOs	318
	Changing GPO Permissions	319
	Forcing a Group Policy Object Refresh	326
	Enabling Remote Scripting	326
	Scripting the Forced Background Refresh	327
	Using the Included GPMC Scripts from Microsoft	328
	Final Thoughts	329
Chapter 8	Profiles: Local, Roaming, and Mandatory	331
	What Is a User Profile?	331
	The <i>NTUSER.DAT</i> File	332
	Profile Folders	333
	The Default Local User Profile	334
	The Default Domain User Profile	338
	Roaming Profiles	339
	Setting Up Roaming Profiles	340
	Testing Roaming Profiles	344
	Migrating Local Profiles to Roaming Profiles	346
	Roaming and Nonroaming Folders	347
	Windows XP and Windows 2003 Profile Changes	348
	Affecting Roaming Profiles with Computer Group Policy Settings	351

**xiv** Table of Contents

	Affecting Roaming Profiles with User Group Policy Settings	357
	Mandatory Profiles	362
	Establishing Mandatory Profiles from a Local Profile	363
	Mandatory Profiles from an Established Roaming Profile	365
	Forced Mandatory Profiles (Super-Mandatory)	366
	Final Thoughts	368
Chapter 9	IntelliMirror, Part 1: Redirected Folders, Offline Files, Synchronization Manager, and Disk Quotas	369
	Overview of Change and Configuration Management and IntelliMirror	369
	Redirected Folders	371
	Redirected My Documents	372
	Redirecting the Start Menu and the Desktop	384
	Redirecting the Application Data	385
	Troubleshooting Redirected Folders	386
	Offline Files and the Synchronization Manager	388
	Offline Files Basics	388
	Synchronization Manager Basics	389
	Making Offline Files Available	390
	Client Configuration of Offline Folders	394
	The “Do Nothing” Approach	394
	Running Around to Each Client to Tweak Offline Files and the Synchronization Manager	399
	Offline Files and Synchronization Manager Interaction	404
	Using Folder Redirection and Offline Files over Slow Links	405
	Synchronizing over Slow Links with Redirected My Documents	406
	Synchronizing over Slow Links with Public Shares	406
	Using Group Policy to Configure Offline Files (User and Computer Node)	410
	Prohibit User Configuration of Offline Files	411
	Synchronize All Offline Files When Logging On	411
	Synchronize All Offline Files When Logging Off	411
	Synchronize All Offline Files Before Suspend	411
	Action on Server Disconnect	412
	Nondefault Server Disconnect Actions	412
	Remove “Make Available Offline”	412
	Prevent Use of Offline Files Folder	413
	Administratively Assigned Offline Files	413
	Turn off Reminder Balloons	414



Reminder Balloon Frequency	415
Initial Reminder Balloon Lifetime	415
Reminder Balloon Lifetime	415
Event Logging Level	416
Prohibit “Make Available Offline” for These File and Folders	416
Do Not Automatically Make Redirected Folders Available Offline	417
Using Group Policy to Configure Offline Files (Exclusive to the Computer Node)	417
Allow or Disallow Use of the Offline Files Feature	417
Default Cache Size	418
Files Not Cached	418
At Logoff, Delete Local Copy of User’s Offline Files	419
Subfolders Always Available Offline	419
Encrypt the Offline Files Cache	420
Configure Slow Link Speed	421
Disk Quotas	421
Quotas and Groups	424
Designing and Implementing a Quota Strategy	424
Import and Export Quota Entries	427
Using Group Policy to Affect Quotas	428
Final Thoughts	430

Chapter 10**IntelliMirror, Part 2: Software Deployment
via Group Policy****431**

GPSI Overview	431
The Windows Installer Service	432
Understanding <i>.msi</i> Packages	433
Utilizing an Existing <i>.msi</i> Package	434
Assigning and Publishing Applications	439
Assigning Applications	439
Publishing Applications	440
Rules of Deployment	440
Package-Targeting Strategy	441
Understanding <i>.zap</i> Files	446
Testing Publishing Applications to Users	448
Application Isolation	449
Advanced Published or Assigned	450
The General Tab	450
The Deployment Tab	451
The Upgrades Tab	456
The Categories Tab	457

xvi **Table of Contents**

The Modifications Tab	458
The Security Tab	461
Default Group Policy Software Installation Properties	461
The General Tab	463
The Advanced Tab (Windows 2003 Server Tools Only)	463
The File Extensions Tab	464
The Categories Tab	465
Removing Applications	465
Users Can Manually Change or Remove Applications	465
Automatically Removing Assigned or Published	
<i>.msi</i> Applications	465
Forcefully Removing Assigned or Published	
<i>.msi</i> Applications	466
Removing Published <i>.zap</i> Applications	468
Troubleshooting the Removal of Applications	468
Using Group Policy Software Installation over Slow Links	469
Assigning Applications to Users Over Slow	
Links Using Windows 2000	470
Assigning Applications to Users over Slow	
Links Using Windows XP and Windows 2003	472
Managing <i>.msi</i> Packages and the Windows Installer	473
Inside the <i>MSIEXEC</i> Tool	473
Affecting Windows Installer with Group Policy	475
GPO Targeting with WMI Filters	482
Tools (and references) of the WMI Trade	483
WMI Filter Syntax	484
Creating and Using a WMI Filter	485
Final WMI Filter Thoughts	486
Fitting Microsoft SMS into Your Environment	487
SMS Versus “In the Box” Rundown Comparison	488
GPSI and SMS Coexistence	490
Final Thoughts	490

Chapter 11 Beyond IntelliMirror: Shadow Copies and Remote Installation Services 493

Shadow Copies	494
Setting Up Shadow Copies on the Server	494
Delivering Shadow Copies to the Client	496
Restoring Files with the Shadow Copies Client	496
Inside Remote Installation Services	499
Server Components	499
Client Components	500
Setting Up RIS Server	501

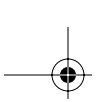


Table of Contents **xvii**

Loading RIS	502
Installing the Base Image	502
Authorizing Your RIS Server	504
Managing the RIS Server	505
Installing Your First Client	506
Creating a Remote Boot Disk	507
Installing Your First Client	507
The Remote Installation Prep Tool (RIPrep)	511
How to Create Your Own Automated RIS Answer Files	513
Creating a Sample Fully Automated Answer File	513
Associating an Answer File with an Image	514
Using Group Policy to Manipulate Remote Installation Services	516
The Automatic Setup Section	516
The Custom Setup Section	517
The Restart Setup Section	518
The Tools Section	518
Final Thoughts	519
<i>Appendix</i>	521
<i>Index</i>	537

