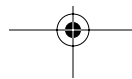
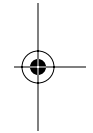
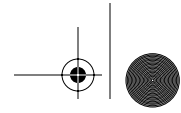




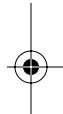
## Index

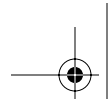
- 100-name portfolios, creation, 268–269  
125 LTV programs, 114
- A credit borrowers, 112  
A prime borrowers, 112  
Aaa CDO tranches, downgrades, 464  
Abbey National sales, 381  
Absolute default rate, 280  
Absolute prepayment speed (ABS), 138  
Account receivable analysis, 57  
Activity levels, gauging. *See* Collateralized debt obligations  
Adjustable rate mortgage (ARM), 104–105. *See also* Hybrid ARM  
Advance rate  
  increase, 207  
  level, 209–210  
  limiting impact, 10  
Advance rates. *See* Market value CDOs  
  conservative aspects, 213–214  
  evidence, 214  
  definition, 203  
  derivation, 212–214  
AFC. *See* Available funds cap  
After-default cash flow. *See* Assets  
  distribution, 357  
  indication, 352  
  insufficiency, 357  
  optionalities, 359  
  present value, 369  
  risk, 358  
After-default spread, 94  
After-default yield, 81–82  
Agency CMOs, 110  
Agency passthroughs, 107  
Aggregate default curve, calculation, 180  
Aircraft ABS  
  characteristics, 143  
  enhancement levels (setting), rating agency (impact), 145  
Aircraft deals, collateral, 143  
Aircraft financing, rating agency stress, 144  
Aircraft lease-backed securities, 135, 142–145  
  servicing, 144–145  
  defaults, 144  
  enhancement levels, 145  
Aircraft leases, 7  
Aircraft leasing, 143–144  
Allied Waste, 439  
Alternative loans, 139  
Alternative-A DTI guidelines, 119  
Alternative-A loans, 112–113  
  documentation, importance, 119–120  
Alternative-A mortgages, 114  
American Express, 135  
Amortization  
  phase, 405  
  ranking, 82  
Annual default rates, 159  
Annual financial statements, 57  
Annual rating migration, 462  
Antczak, Stephen, 237  
Arbitrage. *See* Collateralized debt obligations  
  arbitrage  
  improvement, 420  
  issuance patterns. *See* Collateralized bond obligation arbitrage; Collateralized loan obligations  
  usage, 9  
Arbitrage CDO, 259



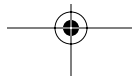


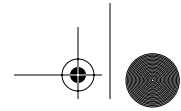
- Arbitrage synthetic CDOs, 233  
Argentina, settlement, 222  
ARM. *See* Adjustable rate mortgage  
Arner, Roger, 62, 86  
Asian corporate bonds, backing. *See*  
Collateralized debt obligations  
Asset par, definition, 12  
Asset-based middle market loans, 92–93  
Asset-based securities (ABSs), 14, 103.  
*See also* Nonmortgage ABS  
rating, 18, 245  
usage, 5  
Assets  
adjusted market value, 209  
after-default cash flow, 12  
allocations, 294  
closure, 54  
data, usage. *See* Historic asset data  
default correlation, 175  
liquidation, 210, 212  
manager, 15  
impact. *See* Diversification  
motivation, 9  
market value, 377  
negative convexity. *See* Structured finance  
paydown schedule, 415  
quality, guide, 24–26  
sale, 62  
seller, 15  
motivation, 9  
types, 205  
usage, 5–7  
Aurora, Devi, 66, 266  
Auto loan-backed securities, 137–139  
cash flow, 138  
structures, 138–139  
Available funds cap (AFC), 124, 291  
impact, 283  
risk, 292  
survival, 296  
usage, 294  
Average cumulative default rates, crea-  
tion, 66  
Average default experience, 350  
Average life, 108. *See also* Mortgage-  
backed securities  
Average loan size, 116  
B and C (B&C) borrowers, 113, 114  
Back-end DTI ratio. *See* Subprime deals  
Back-end ratio, 118–119  
Backman, Alan, 25  
Balance sheet  
CDOs, performance, 453  
management, cash CLOs, 241–249  
usage, 9, 13  
Balloon maturity provisions, 128–129  
Balloon payment, 128  
Balloon risk, 128  
Bank book, 47  
Bank debt/total debt ratio, 51  
Bank problems, cash CLOs (usage), 244–  
245  
Bankruptcy, 59, 222. *See also* Corporate  
credit  
certainty, 86  
credit event, 227  
definition, 223  
remoteness, 8  
Barbelled portfolios, 28  
Barbelling. *See* Credit  
usage, 28  
Bartlett, Faith, 77  
Base-case CDRs, 407  
Base-case default/recovery scenario, 370–  
371  
Base-case prepayment assumption, 124  
Basic CMBS structure, 127  
Basis swaps, usage, 141  
Basket swap, 229  
contrast. *See* Collateralized debt obli-  
gations equity  
Basket swap CDO, morphing. *See* Cash  
investment CDO  
BBA. *See* British Bankers' Association  
Beers, David T., 190, 191, 194  
Bid-ask spread, 365  
Bilateral transactions, 232  
Binomial distribution, 351  
usage, 34, 273  
zero default correlation assumption,  
acceptance, 350  
Binomial formula, usage. *See* Probability  
Binomial variable, 314





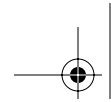
- BISTRO. *See* Broad Index Secured Trust Offering
- Bohn, Jeffrey, 339
- Bond Market Association, 120  
CDO Library, 383
- Bond-backed CDOs, 460
- Bonds  
basis, 384  
defaults. *See* Emerging market  
loan defaults, contrast, 86–87  
indentures, payment restrictions, 58  
investors, call protection, 39  
loss curves. *See* Structured finance  
estimation, 181  
losses, distribution, 181  
terms, contrast. *See* Loan terms
- Borrower  
business risk, control, 56  
characteristics, 123  
default rates, variability, 65  
institutional loans, 63  
leverage, 95–97  
ownership, 50
- Bracketing rating categories, 88
- Brady, Brooks, 89, 158, 369
- British Bankers' Association (BBA)  
Credit Derivative Report, 225  
web site, 225
- Broad Index Secured Trust Offering (BISTRO), 249–250
- Business risk, control, 54, 55–56. *See also* Borrower
- Buy and operate entities, 129
- Call protection, 183. *See also* Bonds;  
Structural call protection
- Call provisions. *See* Collateralized debt obligations  
variations, 39
- Cantor, Richard, 26, 62, 86, 160, 271, 279, 329, 369, 371
- Cap protection, third-party purchase, 141
- Capital charge, 252
- Capital expenditures, measure. *See* Maximum capital expenditures
- Capital interpretations, 251
- Capital notes  
definition, 9  
issuers, motivations, 9
- Capital requirements. *See* Fully funded capital requirements
- Capital structure, 7, 256–258  
collateral, contrast, 35–37  
comparison, 73  
difference, 417
- Capital treatment. *See* Partially funded capital treatment
- Carty, Lea V., 369
- Cash balance sheet CLO structure, 242
- Cash bonds  
CDOs, cheapness, 237–239  
risk, 238  
synthetic form, 294
- Cash CDOs  
basics, 3
- Cash CLOs. *See* Balance sheet structure, 242  
usage. *See* Bank problems
- Cash distributions, determination, 366
- Cash diversion mechanisms, 460
- Cash flow, 107, 135–136. *See also* Equity cash flows  
amount/timing, 105  
appropriation. *See* Excess cash flow category, 5  
credit structure, 12  
deals  
liability structure, comparison, 172  
market value deals, contrast, 201–202  
distribution, 17–18, 109  
diversion, 393  
interest, synthetic CDO versions, 460  
lending, 92  
measure, 56  
modeling, 381. *See also* Structured finance CDOs  
assumptions, 400  
defaults/recoveries, 370–371  
models  
output, 402  
overreliance, 386  
prepayments, 138



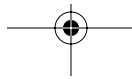
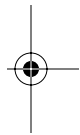


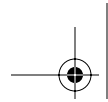
- Cash flow (*Cont.*)  
protections, 10  
reduction, 405  
structures. *See* Collateralized debt obligation cash flow  
market value structures, contrast, 201  
transactions, 17
- Cash flow CDOs, 17. *See also* Structured finance  
deals, 371  
management restrictions, 20–23  
safety nets, 20–23  
structure, 347
- Cash instrument, purchase, 230
- Cash investment CDO, basket swap  
CDO (morphing), 230–232
- Cash reserve funds, 122
- Cash settlement, 220
- Cash SF bond, purchase, 294
- Cash/CDS, structural differences, 238–239
- Cash-out refinancing, 114
- CBO. *See* Collateralized bond obligation
- CDO. *See* Collateralized debt obligation
- CDRs. *See* Constant annual default rates; Structured finance CDOs
- CDSs. *See* Credit default swaps
- Centerpoint Energy, 439
- Certificate of Deposit (CD) rates, reset, 51
- Charge-offs, 136
- Charter Communications, senior tranche excess OC (decline), 444
- Cheapest to deliver option, creation (problem), 282
- Cheapest-to-deliver option, 223, 224
- Chun, Roy, 156, 372
- Clarity, ambiguity (contrast). *See* Corporate finance credit
- Class A notes, 415
- Class A tranche, early amortization, 22
- Clean-up call, 39
- Clearing price, reaching, 184
- CLN. *See* Credit-linked note
- CLOs. *See* Collateralized loan obligations
- Closed-end fully amortizing loans, 114
- Closed-end loans, 146
- CMBSs. *See* Commercial MBSs
- CMOs. *See* Collateralized mortgage obligations
- CMT. *See* Constant Maturity Treasury
- Collateral  
addition, 10  
contrast. *See* Capital structures  
control. *See* Franchise loan-backed securities  
correspondence, 18  
credit quality, 196  
data, verification problems, 436  
deals, rating, 36  
default, 366  
absence, 365–366  
model, 448  
performance, 365  
distress, response, 175  
diversification, 23, 24  
diversity. *See* Structured finance CDOs  
gatekeeping measures, 429  
lender interest, 55  
liquidation, 202, 210  
liquidity, 54–55  
manager, 15  
need, 91–92  
overlap. *See* U.S. CLOs  
portfolio  
average credit quality, progress, 388–389  
stress, 404  
prepayments  
levels, response, 398–404  
potential, ignoring, 385–386  
preservation, 53, 54–55  
promised yield, 365–366  
ratings, 400  
dispersal/distribution, 389  
recovery, 366  
performance, 365  
review. *See* Structured finance  
stresses, 402  
structures, 140–141  
types  
concentrations. *See* Portfolios  
selection, 7  
value, 54–55, 122  
WARF measure, 70



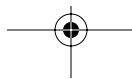


- Collateralization, backup, 221
- Collateralized bond obligation (CBO)
  - arbitrage, 417
  - deal, 412
    - representation, 420
  - issuance patterns, 416–417
  - structurers, 415–416
- Collateralized debt obligation (CDO). *See* Emerging market; Market value CDOs
  - activity levels, gauging, 422
  - analysis, comparison, 449–450
  - Asian corporate bonds, backing, 197
  - calls, potential (ignoring), 385–386
  - capital structure, 441
    - participation, 468
  - CDRS/recoveries, application. *See* Structured finance
  - classification system, 13
  - considerations. *See* Corporate CDOs
  - credit quality
    - higher average, 196–197
    - SF CDS, effect, 296
  - current offering, 14
  - defaults, 469–473
  - diversity scores, 194–195, 334
  - downgrade patterns, 458–459
  - equity
    - returns, 361
    - tranche, 229–230
  - evaluation
    - eight-point checklist. *See* Secondary market
    - process, 427
  - financing, flexibility, 354–356
  - first loss tranche, 229–230
  - funding cost, 366
    - obtaining, 15
  - funds, average cost, 23
  - issuer/co-issuer, 14
  - junior status, 235
  - leverage amount, 365
  - liabilities, 4, 237
    - spread, 296
  - lifetime default rate, 473
  - location. *See* Synthetic CDOs
  - low diversity scores, attention, 433–434
  - manager, influence, 366
  - near defaults, 469–473
  - nonrecourse leverage, 353
  - options, 356–359
  - origination, 3
  - par overcollateralization, progress, 392–394
  - parties, 14–16
  - phraseology, 4
  - purposes, 9–10
  - ratio, manipulation, 392–394
  - recovery rates, 193–194
  - REIT, inclusion reasons, 132–134
  - return profiles, 4
  - single-name risk, 446
    - quantification, 435
  - spreads, SF CDS effects, 296
  - state, determination, 362
  - structural enhancements, evaluation, 428–429
  - structural matrix, 13
  - structural protections, 196
  - structurers, force, 8
  - structuring model, 412
  - study, reasons, 3–4
  - subordination, 80, 197–198
  - tranche exposures
    - assessment, 266–274
    - default timing, 269–271
    - portfolio defaults, 267–269
    - rating cohort, 267–269
  - transactions
    - call provisions, 38–39
    - interest rate swaps/caps, uses, 37–38
  - understanding, 4–10
  - underwriting, 432
- Collateralized debt obligation (CDO)
  - arbitrage, 411, 412–415
  - building blocks, 411–422
  - caveats, 415
  - change, 415–416
  - crude run, 411–412
  - impact, 422–425
  - strength, 420
- Collateralized debt obligation (CDO)
  - assets
  - liquidation, 362





- Collateralized debt obligation assets
  - (*Cont.*)
  - market value, 356–357
  - portfolio, 376
    - after-default cash flow, 377
- Collateralized debt obligation (CDO)
  - cash flow
  - model, 29
  - model, results, 166–167
  - structure, 365, 366
    - response, 398–404
  - waterfall, 448
- Collateralized debt obligation (CDO) collateral
  - debt, 92
  - future cash flows, 399
  - obligations, absence, 394–395
  - overlap. *See* U.S. SF CDOs
  - portfolio, 366
    - aggregate value, 397
- Collateralized debt obligation (CDO) deal
  - diversification, 133
  - example, 18
  - structuring, rules, 422–423
- Collateralized debt obligation (CDO) debt
  - buyers, 429
  - cost, 366, 371
  - investors, 348
    - credit question, 94
  - losses, 376
  - repayment, 385
  - tranches
    - debt service, 358
    - interest expense, 351
- Collateralized debt obligation (CDO) equity
  - assessment, basket swap (contrast), 274–280
    - caveats/wishes, 279–280
    - methodological caveats, 277–279
  - collateral performance, 67–70
  - defensive strategy, 359–360
  - holders
    - optionalities, 374–375
    - options, 347
  - levered equity, 367
    - monthly return, 361
    - nonrecourse leverage nature, 374
    - nonrecourse nature, 367
    - purchase, reasons, 347
    - Sharpe ratio, 361
- Collateralized debt obligation (CDO) equity returns
  - correlation, overestimation, 362
  - history lessons, 365–367
  - linear interpolation, 362–363
  - methodologies, flaws, 362–365
  - pessimism, 377
  - return correlation, 361
  - standard deviation, 361
  - statistical anomalies, 363–365
  - underestimation, 362
  - values, extremes, 363–365
- Collateralized debt obligation (CDO) portfolio
  - cash flow, 365–366
  - construction, 390
  - default, 375
  - diversity score, 449–450
  - management, 432–433
    - process, 427
  - single-name/industry concentrations, assessment, 333
  - WARF score, 449–450
- Collateralized debt obligation (CDO) ratings
  - differences, 193–198
  - downgrade data, 454–455
  - expected loss permissible, 29–34
  - experience, 453
- Collateralized debt obligation (CDO) structures, 97
  - incentive clauses, 427–428
  - leverage, amount, 366
  - strictness, 377
  - usage, 10, 81
- Collateralized debt obligation (CDO) tranches
  - credit risk, 330
  - default rate fluctuation, 267
  - downgrades, 456. *See also* Aaa CDO
  - tranches
    - cumulative percent, 458



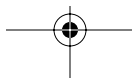


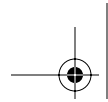
- Collateralized debt obligation tranches
  - (*Cont.*)
  - purchase, 384
  - rating, 212
    - downgrade frequency, 456–458
    - level, 28
- Collateralized loan obligations (CLOs), 241
  - arbitrage
    - improvement, 417
    - issuance patterns, 417–420
  - collateral overlap. *See* U.S. CLOs
  - credits, 437–439
  - excess OC, loss, 445
  - investors, 441
  - issuance, 71–72
  - market, information, 436
  - MMLs, usage, 94–95
  - pairs, 437
  - performance, contrast. *See* High-yield loans
  - single-name risk, 436
  - term, coinage, 5
  - tranches, 443
- Collateralized mortgage obligations (CMOs), 110–111. *See also* Agency CMOs
  - arbitrage, 411
  - structure
    - bond. *See* Planned amortization class
    - characteristics, 122
    - structures, types, 110–111
- Commercial bank disintermediation, trend, 45–46
- Commercial MBSs (CMBSs), 5, 14, 125–129
  - bond, 131
  - combination, 371
  - defaults, 159
    - rates, 167, 373
    - recoveries, 153–154
  - focus, 7
  - investment grade, 18
  - IO, 423
  - paper, 133
  - segment, growth, 126
  - structure. *See* Basic CMBS structure
  - transaction, 127
    - yield pick up, 133–134
- Companion bond, 111
- Company value, decline, 55
- Competitive transition charge (CTC)
  - cash flows, 150
  - creation, 149
- Concentration limits, 331
- Concept diversification, 148
- Conditional prepayment rate, 107
- Conditional prepayment rate to balloon (CPB), 107
- Conduit-originated transactions, 126
- Conforming limit, 114
- Conforming loans, 111
- Conseco/Greentree, problems, 156, 439
- Constant annual default rates (CDRs), 89, 400
  - default rate, 401
  - schedule, 166
- Constant annual default/recoveries. *See* Moody's Investors Service
- Constant Maturity Treasury (CMT), 104, 124
- Constant prepayment rate (CPR), 107, 118
- Consumer loan-backed ABS securities, 145
- Contraction risk, 108–109
  - exposure, 140
- Contractual rights, assertion, 53
- Conventional loans, 125
- Conventional manufactured housing-backed securities, 125
- Conventional passthroughs, 106–107
- Corporate bond-backed CDOs, comparison. *See* Structured finance CDOs
- Corporate bonds, 196. *See also* Investment-grade corporate bonds
  - default, 174
  - rating, 154
- Corporate borrowers, 44
- Corporate CDOs, 179
  - considerations, 398, 406–408
- Corporate CDS
  - market growth, 282
  - obligor focus, 282
- Corporate credit
  - bankruptcy, 85



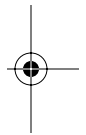


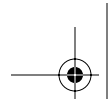
- Corporate credit (*Cont.*)  
  risk, generality, 284  
  SF credit, contrast, 281
- Corporate debt, 174  
  collateral, 182
- Corporate debt-backed CDO, 185  
  comparison, 406–407  
  corporate debt default, identification, 182
- Corporate default  
  court-refereed insolvency proceedings, involvement, 86  
  rates, 272  
  contrast. *See* Structured finance
- Corporate EM borrowers, value, 194–195
- Corporate entity level, taxation (escape), 14
- Corporate finance credit  
  clarity, ambiguity (contrast), 283–284  
  generality, specificity (contrast), 282–283  
  structured finance credit (contrast), 282–284
- Corporate reference obligation, delivery, 285
- Correlation. *See* Default correlation  
  range, 313
- Counterparty risk, 238
- Coupon interest, 142
- Coupon step-ups, 39  
  receiving, 294
- Court-refereed bankruptcy proceedings, 87
- Coutaux, Sophie, 77
- Covariance, definition, 311
- Covenants, 82–83, 92–93  
  minimum restrictions, 131–132
- Coverage measure, 56
- Coverage tests, 20–23  
  usage, 18
- Coyne, Patrick, 372
- CPB. *See* Conditional prepayment rate to balloon
- CPR. *See* Constant prepayment rate
- Cram down, 122
- Creation bias, 430
- Credit. *See* Nonagency MBSs  
  agreement, 46, 47  
  analysis, loan-by-loan basis process, 126  
  barbellings, 28  
  borrowers. *See* A credit borrowers  
  curing, 118  
  defaults, examination, 61–62  
  enhancements, 121–123. *See also*  
    External credit enhancements;  
    Internal credit enhancements  
  forms, 150  
  losses, timing, 178–182  
    Moody's approach. *See* Structured finance CDOs  
  modeling approach, 350  
  portfolios, default risk, 269  
  relative default propensity, 280  
  review/monitoring, cost, 332  
  spreads, 93  
  structures, 10–13  
  trends. *See* European loans
- Credit card receivable-backed securities, 135–137
- Credit default swaps (CDSs), 219–229.  
  *See also* Structured finance  
  cheapness. *See* Cash bonds  
  dealer template. *See* Pay-as-you-go CDS  
  definitions, 222  
  documentation, 222  
  index trades, 229  
  index tranches, 219  
  indices, 226–229  
    standard tranches, 255, 261–262  
  loss measurement, 238  
  market, 265  
    aspects, 226  
    growth, 225  
    participants, survey, 225  
    statistics, 225  
  portfolios, 226  
  premium, 384  
    widening, 303  
  protection seller, 221  
  rating agency considerations, 239  
  reference, 226  
  restructuring debate, 223–224  
  risk, 238  
  settlement, 258  
    option, 224–225



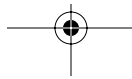


- Credit default swaps (*Cont.*)
  - stresses, real case, 402–404
  - trade, notional (risk), 273–274
  - underlyings, 225–226
- Credit derivatives
  - information, web site, 222
  - market, trades evaluation (framework), 265–274
- Credit events, 220, 222–224
  - ambiguity. *See* Structured finance CDS
  - contrast. *See* Structured finance CDS
  - defining, 222
  - experiencing, 246
  - occurrence, 258
- Credit protection, 78
  - buyer, 219
  - hedge, 249
  - premiums, 245–246
  - sale, 275
  - seller, 219, 221
- Credit quality. *See* Loans
  - higher average. *See* Collateralized debt obligations
  - quantification. *See* European loans
  - reduction, 332
- Credit ratings, 23–38, 93
  - analysis, 329
  - distinction, 78
  - usage, 279
- Credit risk, 126–127
  - assumption, 384
  - holders, 225
  - regulation, response, 60
- Credit risky portfolio, behavior, 301
- Credit Suisse First Boston (CSFB)
  - approach, 342–344
  - default probability model, change, 334–338
- Credit-homogeneous cohorts, 279
- Credit-linked note (CLN), 230
- Crosbie, Peter, 339
- Cross-border bank financing, 192
- Crude run. *See* Collateralized debt obligations arbitrage
- CSFB. *See* Credit Suisse First Boston
- CTC. *See* Competitive transition charge
- Cumulative default
  - experience, decomposition, 350–351
  - rates, 65–66, 367
    - average, 26
- Cumulative downgrade frequency, calculation, 456
- Currency debt, 190
- Deal coupon, characteristic, 124–125
- Deal structures, 124–125. *See also* Structured finance CDOs
- Dealer template, end user template (contrast), 293
- Debt. *See* Collateralized debt obligation debt
  - investor, 393
  - issuance, 55
  - renegotiation, 192
  - tranches, 184
    - holders, 374
    - paydown, 392–393
- Debt service coverage ratio (DSCR), 131
- Debt/adjusted total assets ratio, 130–131
- Debt-to-income (DTI) ratio, 112, 118–119
- Debt-to-service (DSC) ratio, 126
- Declining cumulative default rates, creation, 66
- Default. *See* Collateralized debt obligations; Historical defaults; Loan defaults; Structured finance
  - circles, overlap, 308
  - contagion, transfer, 303
  - correlation, impact, 169
  - curve, calculation. *See* Aggregate default curve
  - data, inadequacy, 269
  - definition, 311
  - discount, 87
  - event, loss, 85, 301
  - expansive definition, 160
  - joint probability, 307
  - levels
    - problems, 12
    - response, 398–404
  - likelihood, 23
  - loss payout, 275, 277
  - losses, 331
  - payment, 258



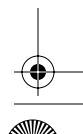


- Default (*Cont.*)  
number, probability (determination), 34, 178  
recovery, variation, 350  
timing. *See* Collateralized debt obligations; Single name tranching exposures  
trigger, 339
- Default correlation, 301, 305–321. *See also* Group default correlation; Negative default correlation; Pairwise default correlation; Positive default correlation; Zero default correlation  
assessment methods, 176  
calculations. *See* Historic default correlations  
assumption, 329  
concern, reasons, 303–305  
decrease, 327  
defining, 301–305  
drivers, 302–303  
equations, 312  
hypermathematical approach, 169  
increase, 324, 327  
industry limits, 331–332  
mathematical calculation, 309–314  
mathematical definition, 310  
methodologies, judgment, 342–344  
picturing, 308–309  
positive level, 269  
problems. *See* Empirical default correlations; Historical defaults  
single-name limits, 331–332  
solutions. *See* Empirical default correlations  
usage. *See* Triplet default correlation
- Default probability, 269, 305–321  
distribution, determination, 335  
model. *See* Merton-KMV default probability model  
change. *See* Credit Suisse First Boston  
picturing, 305–308  
presentation, 301  
reduction, 85  
variation, 328–329
- WARE, 28
- Default rates, 158, 350. *See also* Lifetime default rate; Loans; Marginal default rate  
averages, 367  
creation. *See* Average cumulative default rates; Declining cumulative default rates  
fluctuations, creation, 269  
LGD, multiplication, 165  
order, 329  
pattern. *See* U.S. corporations statistics. *See* Emerging market (EM) time series correlation, 330  
volatility, uncertainty, 335
- Default-causing variables, 303
- Defaulted bond, usage, 30
- Default-producing characteristics, 303
- Default-to-liquidation periods, 181
- Defeasance, 128
- Defensive investment strategy, 347
- Deferment period, 140
- Delaware co-issuer, 14
- Delinquencies, 136
- Delta hedging  
loss, 234, 260  
usage, 260
- Detachment point, 229
- Dex Media, 439
- Distress  
defining, 182  
ratings, 291
- Distressed instruments, 212
- Distressed tranches, relationship. *See* Equity
- Diversification, 133. *See also* Collateral; Concept diversification; Franchise loan-backed securities  
abundance, definition, 33–34  
amount, 35  
asset manager, impact, 33–34  
benefit, 332  
importance, 32–33  
problem, 34  
reduction, 35
- Diversity. *See* Structured finance CDOs deals, 177



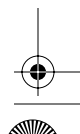
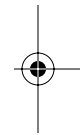


- Diversity (*Cont.*)  
increase, 195  
quality, questions. *See* Structured finance CDOs
- Diversity score CDOs, 176–177
- Diversity score (D-score), 24, 33, 176, 333. *See also* Collateralized debt obligations; Moody's Investors Service  
development, 34  
high levels, 433  
usage, 195
- Documentation. *See* Full documentation; Nonfull documentation  
importance. *See* Alternative-A loans issues, 114
- Dollar amount premium, 234
- Dollar return, delivery, 416
- Dow Jones CDX NA IG, division, 234, 261
- Dow Jones Industrial Average  
interpolated view, 363  
linear interpolation, application, 362
- Downgrades. *See* Aaa CDO tranches; Extreme rating downgrades  
data. *See* Collateralized debt obligations rating  
frequency. *See* Collateralized debt obligations  
patterns. *See* Collateralized debt obligations  
reasons, 460–462  
severity, 462–464
- DSC. *See* Debt-to-service
- D-score. *See* Diversity score
- DSCR. *See* Debt service coverage ratio
- Early amortization triggers, 137
- Earnings before deductions for interest taxes depreciation and amortization (EBITDA), 44  
I/C measure, 52  
obligor contrast, 95  
usage, 51
- ECLOs. *See* European CLOs
- Econometric model, variables, 341
- EETCs. *See* Enhanced ETCs
- EITF. *See* Emerging Issues Task Force
- Emerging Issues Task Force (EITF) 9920, 383
- Emerging market (EM)  
bonds. *See* U.S. dollar-denominated sovereign EM bonds  
CDOs, 5, 189, 461  
collateral, D-score, 195  
debt, 7  
high yield, contrast, 193–198  
portfolio quality, 197  
sovereign bond  
default statistics, 193  
defaults, 190–192  
track record, 192–193  
sovereign foreign currency bonds, 190
- Emery, Kenneth, 62, 86
- Empirical default correlations  
problems, 323  
solutions, 323  
proposal, 330–344
- Empirical results, 323–327
- End user template. *See* Pay-as-you-go CDS
- Enhanced ETCs (EETCs), 143
- Enron, settlement, 222
- Equipment trust certificates (ETCs), 142–143. *See also* Enhanced ETCs
- Equity  
cash flows, 258–259  
holders, benefits, 39, 357  
IRRs, 373  
leverage, decrease, 184  
long positions, 356  
prices, 341  
deterioration, 355  
proportions, 258  
purchase. *See* Collateralized debt obligations equity  
returns. *See* Collateralized debt obligations equity returns
- Equity REITs, 129–130
- Equity tranches, 7  
buyers, 384  
distressed tranches, relationship, 446  
size, 256
- Erturk, Erkan, 156, 159
- Esaki, Howard, 180



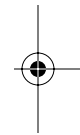


- ETCs. *See* Equipment trust certificates
- Euro-investors, 75
- EuroLIBOR floaters, 75
- EuroLIBOR rates, 79
- EuroLIBOR yield, 82
- European bank loans, 75–91
- European CLOs (ECLOs)
- asset portfolios, 76
  - debt investor, 80
  - equity investors, 81
  - European loans
    - performance, 76
    - usage, 91
  - investors, 77
  - issuance, 75, 91
- European corporate credit risk, 75
- European high-yield bond market, 460
- European high-yield CBOs, 462
- European loans
- borrowers, leverage (credit trends), 79–81
  - credit quality, quantification, 85–91
  - default assumptions, 88–91
  - issuance, 79
    - LBO dominance, 79
  - markets, contrast. *See* U.S. loan markets
  - portfolio, 91
  - ratings, 80–81
  - recovery assumptions, 88–91
  - spreads, 81–82
- European senior secured loans, market statistics, 76
- European syndicated loan issuance, market data, 79
- Excess cash flow
- appropriation, 53, 55
  - sweeps, 62
- Excess deal, 30
- Excess OC, absence, 444–445
- Excess OC delta, 443
- increase, 444
- Excess servicing spread accounts, 122
- Exhaustion point, 229
- Expected final maturity, 183–184
- Expected IRR, 450
- Expected loss, 85
- permissible. *See* Collateralized debt obligation ratings
- Exposure limits, 331
- Extension risk, 108–109, 183–185
- defining, 182
- External credit enhancements, 121–122
- Extreme rating downgrades, 464–469
- Eyerman, Edward, 77
- Fabozzi, Frank J., 136
- Failure to pay, 222, 223
- credit event, 227
- Fair, Isaac and Company, 118
- Falcone, Yvonne Fu, 206–208
- FASIT structure, substitutions (permission), 132
- Federal Family Education Loan Program (FFELP), 139
- Federal Home Loan Mortgage Corporation (FHLMC)
- creation, 140
  - passthrough security issuer, 106, 110
- Federal Housing Administration (FHA)
- loans, 125
- Federal National Mortgage Association (FNMA)
- creation, 140
  - passthrough security issuer, 106, 110
- Federal Reserve, 248
- capital interpretation
    - document, 248
    - issuance, 251–252
    - guidelines, 47
- FFELP. *See* Federal Family Education Loan Program
- FHA. *See* Federal Housing Administration
- FHLMC. *See* Federal Home Loan Mortgage Corporation
- FICO score, 114, 117–118, 120. *See also* Prime borrowers
- ranges, 138
- Finance CDOs, considerations, 399–404
- Finance charges, 136
- Finance-backed CDOs, 381–382
- Financial guarantors, 15



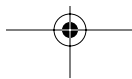


- Financial statements, 58. *See also*  
Annual financial statements;  
Quarterly financial statements
- Financial stress, periods, 213
- Financial variables, 341
- Firm market values, modeling, 341
- Firm/manager stability, analysis, 431
- First loss tranche. *See* Collateralized debt obligations
- First priority notes, amortization, 405
- First-lien HELOC, 116
- First-lien mortgage, 117
- First-loss piece, 248
- First-loss position, 248
- Fisher, Janet, 77
- Fitch  
manager reports, 398  
study, 267  
UBS calculations, 78  
WARF, 388–389
- Fixed amount settlement, 225
- Fixed Cap, 292
- Fixed charge coverage ratio (FCCR), 147. *See also* Franchise loan-backed securities
- Fixed income asset, tightening, 82
- Fixed rate mortgage, 104
- Fixed-rate high-yield bonds, 8
- Florida Educational Loan Marketing Corporation, 140
- FNMA. *See* Federal National Mortgage Association
- Fons, Jerome S., 67, 329
- Forced paydown, 62
- Foreign currency debt, 190
- Franchise  
business loans, 7  
loans, 154  
comparison. *See* Small Business Administration securitizations, 433  
operations, types, 146–147  
pool, inclusion, 148
- Franchise loan-backed securities, 135, 145–148  
collateral, control, 148  
diversification, 148  
FCCR, 147  
LTV ratio, 147  
major sectors, 146–147  
risk considerations, 147–148  
security characteristics, 146
- Frequency distribution, usage, 30
- Front-end ratio, 118
- Full documentation, 120
- Full-capital structure CDOs, 255
- Full-capital structure synthetic arbitrage CDOs, 256–260
- Fully amortized mortgage, 104
- Fully funded advantages/disadvantages, 249
- Fully funded capital requirements, 248–249
- Fully funded swap arrangements, 246–249
- Fully funded synthetic CDOs, 245–246
- Funded CDO tranche, 230
- Funded synthetic CDO investor, 231
- Funding cost  
contrast, 244  
obtaining. *See* Collateralized debt obligations
- Fund-of funds-backed CDOs, 454
- Future cash flows, discounting, 352
- Gates, Daniel, 369
- Generality, specificity (contrast). *See* Corporate finance credit
- Gillis, Thomas G., 159
- Gluck, Jeremy, 175, 206–208
- Government National Mortgage Association (GNMA), passthrough security issuer, 106, 107, 110
- Government-sponsored enterprises, 106
- Grace period, 140
- Graphic Packaging, 439
- Group default correlation, 320–321
- Guarantors, 15
- Gupte, Suchet, 84
- Gupton, Greg M., 88, 349, 369
- Hamilton, David T., 26, 63, 88, 266, 271, 279, 349, 369





- Hard credit events, contrast. *See* Structured finance
- Hardee, Rachel, 84
- Heads/tails, 24
- Health care receivables, 154
- Hedged LIBOR floaters, 141
- HEL. *See* Home equity loan
- HELOCs, 114
- High LTV loans, 114, 119–120
- High-grade structured finance-backed CDOs, 153
- High-quality assets  
holding, 246  
interest, 245–246  
portfolio, 245  
purchase, 250
- High-quality loans, concentration, 148
- High-yield bond CBOs  
downgrades, 71  
performance, contrast. *See* High-yield loans  
portfolios, 70  
problems, 383
- High-yield bond CDOs, 390
- High-yield bond CDOs, WARF translation, 407
- High-Yield Bond Index (Citigroup), 213
- High-yield bond-backed CBO, 73
- High-yield bonds, 5  
assets, 13  
buckets, 72  
CDOs  
problem, 38  
tranches, worst performance, 469  
deals, 182  
inclusion, 205  
usage, 14
- High-yield capital structure, 37
- High-yield cash flow CDOs, 171
- High-yield CDOs, 133, 179  
contrast. *See* Structured finance CDOs  
structures, 172
- High-yield corporate bond-backed deal, 35
- High-yield corporate loans, 43
- High-yield corporate-backed CDOs, 382
- High-yield corporates, 178
- High-yield deals, 36, 189  
maturities, comparison, 172  
representation, 197
- High-yield loan-backed CLOs, 5
- High-yield loans, 35, 37, 361  
CLO performance, high-yield bond CBO performance (contrast), 67–73  
CLO portfolios, 70  
investment, 359–360  
structure/performance, 43
- High-yield universe, treatment, 28
- Hi-LTV second-lien sector, 116
- Historic asset data, usage, 343
- Historic default correlations, calculation, 323
- Historical credit model, 272–274
- Historical defaults, 24–28  
correlations, problems, 327–330  
data, usage, 266  
rates, 266–267
- Home equity loan (HEL), 113–114, 161  
exclusion, 162  
floater, 124
- Home Equity Loan Trust 2005-AB4, Class M7, 282
- Homeowner defaults/bankruptcies, 119
- Hu, Jian, 160, 284, 371
- Hu, Joseph, 156, 372
- Huntsman, 439
- Hybrid ARM, 104
- Hybrid collateral, 124
- Hybrid REITs, 129
- Hybrid SF CDOs, 296
- Ibbotson, Rogert, 432–433
- iBoxx, 227
- I/C. *See* Interest coverage
- IDC service, 383
- Imperial Savings, issuance information, 13
- Incentive clauses. *See* Collateralized debt obligations
- Indebtedness, types, 86
- Indices, composition (web site), 227
- Industry  
concentrations. *See* Portfolios  
limits. *See* Default correlation
- Information memo, 47





- Insolvency procedure, control, 78
- Institutional investors
- absence, 77
  - impact, 44
  - list, 48–49
  - number. *See* Syndicated loans
- Institutional loans, 48, 79
- defaults, vintage, 367
- Insurance, proof, 58
- Insurers, 15
- Interest
- compounding effect, 401
  - deferral, creation, 291–292
- Interest costs, impact. *See* Subordination
- Interest coverage (I/C)
- test, 21–22
    - breaching, 36
    - nonusage, 29–30
  - trigger, 21, 428
- Interest payment, government guarantee, 121
- Interest rates, 261. *See also* Loans
- cap, 37
  - change, 183
  - hedging, 73
  - increase, 75
  - levels, response, 398–404
  - movements, 221
  - swaps/caps, uses, 38. *See also* Collateralized debt obligations
- Interest shortfalls. *See* PayGo
- Interest-only (IO) class, 109
- Interest-only (IO) loans, 112
- Interest-only (IO) mortgages
- increase, 105
  - strip, 109
- Intermediary bank, presence, 248
- Internal credit enhancements, 122–123
- Internal rate of return (IRR), 370–371, 402. *See also* Expected IRR
- increased level, 405
  - IRR/CDR profiles, 406
  - patterns, 408
  - production, 405
- Internal Revenue Code provisions, 129
- International Swaps and Derivatives Association (ISDA), 222
- corporate CDS definitions, 286
  - SF PayGo CDS template creation, responsibility, 293
- INTEX, 399
- asset detail, 437
  - cash flow, 354
  - CDO return testing, 383
  - SF CDO portfolios, 439
- In-the-money CLO equity, 376
- Invensys, 439
- Investment bankers/structurers, 15
- Investment Company Act of 1940, Rule 2a-7, 139
- Investment grade ABS, investment, 359–360
- Investment grade bonds, 72, 382
  - Investment grade country, 193–194
  - Investment-grade bonds, 461
  - Investment-grade cash flows, 399
  - Investment-grade collateral, 441
  - Investment-grade corporate bonds, 35–36
  - Investment-grade deal, 28
  - Investment-grade default rates, 158, 162
  - Investment-grade loan, 244
  - Investment-grade pool, 399
- Investors, privacy (protection), 436
- IO mortgages. *See* Interest-only
- IRR. *See* Internal rate of return
- Irrational exuberance, correction, 302
- IRRs, comparison (inappropriateness), 354
- ISDA. *See* International Swaps and Derivatives Association
- Issuance cohorts, 65–66
- default history, 65
- Issue cohort. *See* Original issue cohort
- Issuer-weighted average, 370
- JC Penney, 135
  - Joint default probability, 309–310
  - Joint probability, 311
  - Jumbo pools, 119
  - Jumbo sector, 116
  - Junior AAA tranches, 8
- Keenan, C., 194

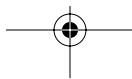


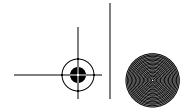
- Keisman, David, 63, 88, 271, 369  
Key Corp Student Loan Trust, 140  
KKR. *See* Kohlberg Kravis Roberts  
KMV, 338  
    approach, 340, 343  
    default prediction, 339  
    default probability model. *See* Merton-  
    KMV default probability model  
Kohlberg Kravis Roberts (KKR), 93
- LBO. *See* Leveraged buyout  
LCD. *See* Standard & Poor's  
Lease-backed securities. *See* Aircraft lease-  
    backed securities  
Legal final maturity, 183–184  
Lender liability, 52–53  
    risk, 52  
Lender protections, 79  
Leung, Tommy, 237  
Level payment mortgage, 104  
Leverage. *See* Borrower; Nonrecourse  
    leverage  
    amount. *See* Collateralized debt obli-  
    gations  
    credit trends. *See* European loans  
    impact, 420  
    improvement, 51  
    increase, effect, 420–422  
    measure, 56  
    ratios, 98  
Leveraged buyout (LBO)  
    deals, 47  
    dominance. *See* European loans  
Leveraged Commentary and Data (LCD).  
    *See* Standard & Poor's  
Leveraged loans, 44, 382  
Levey, David, 192  
LGD. *See* Loss given default  
L'Heureux, Steven, 180  
Liabilities, 339  
    basis point-drop, 416  
    interest payments, 202  
    structure, 35  
    comparison. *See* Cash flows  
    usage, 7–8  
LIBOR. *See* London Interbank Offered  
    Rate
- Lien status, 116  
Lifetime default rate, 155  
Liquidating trusts, 126  
Liquidation value, 394  
Liquidity. *See* Collateral  
    increase, 203  
    measure, 56  
Loan borrower defaults, S&P LCD exam-  
    ination, 63  
Loan defaults, 86, 367–370  
    contrast. *See* Bonds  
    data, 67  
    rates, 63–67  
Loan Pricing Corporation (LPC), 60  
Loan Syndications and Trading Associ-  
    ation (LSTA), 60  
Loan terms  
    bond terms, contrast, 58  
    borrower breach, 54  
    noncompliance, notice, 57  
    overview, 53–58  
Loan-backed deals, 17  
Loan-backed securities. *See* Auto loan-  
    backed securities; Franchise loan-  
    backed securities; Small Business  
    Administration loan-backed securi-  
    ties; Student loan-backed securities  
Loan-bond comparison, accuracy, 66  
Loan-bond default rates, 63  
Loan-bond recoveries, 63  
Loans. *See* Mezzanine loans; Syndicated  
    loans  
    classification, 113  
    credit  
        acceptance, 76  
        quality, 51–52  
    example, 58–59  
    interest rates, 49–51  
    leverage, 95  
    limit/size. *See* Nonagency MBSs  
    market, 44–45  
    pari passu, 59  
    portfolio, 229  
    purpose, 120  
    recoveries, 87–88, 367–370  
    recovery rates, 61–63  
    scaling, 113



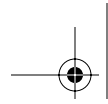


- Loans (*Cont.*)  
seasoning, 65–66  
size, impact, 49–50  
spreads, 50. *See also* European loans  
structure/leaders, 48–49  
underwriting, 47  
upfront fees, 49–51  
vintage, 348
- Loans/average size, number, 147
- Loan-to-value (LTV)  
computation, 147  
loans. *See* High LTV loans  
ratio, 112–114, 119. *See also* Franchise loan-backed securities
- LoanX service, 383
- Lockout, 183  
period, 105
- London Interbank Offered Rate (LIBOR), 114, 124  
borrowing ability, 244  
CDO, relationship, 10  
coupon spread, 292  
decline, 52  
floaters. *See* Hedged LIBOR floaters; Unhedged LIBOR floaters  
investor preference, 141  
index, 292, 374  
indexing guide, nonusage, 49  
levels, 352, 412, 416, 424  
LIBOR-based coupon, 37  
LIBOR-based floating instruments, 37  
LIBOR-indexed liabilities, 412  
linkage, 145  
rates, 399  
reference rate, choice, 49  
reset, 51  
spread, 236, 286, 417  
level, 348  
tranche spread, 384  
usage, 221, 259  
yield, 351
- Long-short strategies, 255
- Long/short trades, forms, 261
- Loss  
curves, comparison, 180  
distributions, 34  
tests, 34
- incurring, 234, 260  
severity, 119
- Loss given default (LGD), 159, 271–272  
estimates, 167  
multiplication. *See* Default rates  
prediction, 164  
rates, 272  
regression, 272  
variability, 271–272
- Loss-given-default data, usage, 266
- Low diversity scores, attention. *See* Colateralized debt obligations
- Low-CDR environments, 405
- Low-CDR scenarios, 406
- Low-level recourse requirements, 242
- LPC. *See* Loan Pricing Corporation
- LPC service, 383
- LSTA. *See* Loan Syndications and Trading Association
- Lucas, Douglas, 324, 326, 333
- Lukatsky, Marina, 84
- Luo, Yina, 237
- M&A. *See* Mergers and acquisitions
- Mah, Stephanie K., 266
- Mahoney, Christopher, 192, 329
- Make-whole provision, 39
- Malkiel, Burton G., 431
- Managed CDOs, contrast. *See* Static CDOs
- Managed synthetic CDOs, 233
- Management restrictions. *See* Cash flow CDOs
- Manager  
behavior, 399  
ignoring, 386  
investment philosophy, 432  
performance (evaluation), common sense (usage), 431–432  
quality, 397–398  
track record, evaluation, 429–434
- Mancuso, Paul, 62
- Mann, Christopher, 279
- Manufactured housing (MH)  
curve, 180  
loans, 7, 154, 161–162
- Manufactured housing-backed securities, 125

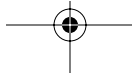




- Marginal default rate, 350, 367  
  examples, 272  
  focus, 269  
  usage, 275
- Marked-to-market, 225
- Market value CDOs, 201  
  advance rates, 204–210  
  deal mechanics, example, 207–210  
  downgrades, 454  
  minimum net worth test, 210–212  
  OC tests, 20, 204–210  
  rating process, 202–212
- Market values  
  basis, 20  
  correlation, 340–341  
  credit structure, 10–11  
  deals, contrast. *See* Cash flows  
  modeling. *See* Firm market values  
  protections, 10  
  quotation, defense, 362  
  transactions, 202  
    risk, 204  
  volatility, 338
- Market-determined interest rate, 423
- Markets  
  flex language, usage, 47  
  OC tests, 202  
  participants, 226  
  practice, 407  
  risk, cushion, 204
- Markowitz, Harry M., 314  
  portfolio theory, 314
- Mark-to-markets, absence, 362
- Material impairment, 160  
  study. *See* Moody's Investors Service
- Matrix multiplying approach, 156–158
- Maturity  
  negative IRR results, 354  
  provisions. *See* Balloon maturity provisions
- Maturity-matched assets, 231
- Maximum capital expenditures, measure, 56
- Mazzini, Pablo, 84
- MBSs. *See* Mortgage-backed securities; Nonagency MBSs; Residential MBSs; Stripped MBSs
- Mergers and acquisitions (M&A), 79  
  deals, 47
- Merrill Lynch Cash pay index, 412
- Merton, Robert C., 338
- Merton-KMV default probability model, 338–341
- Mezzanine bonds, 198
- Mezzanine debt, 7
- Mezzanine loans, 84–85  
  rating, 88, 89  
  risk, 91  
  warrants, 84
- Mezzanine notes, 242, 412
- Mezzanine percentages, 35
- Mezzanine SF  
  CDOs, types, 295–296  
  deals, 173  
  paper, 171
- Mezzanine tranche buyers, 384
- MH. *See* Manufactured housing
- Michigan Higher Education Loan Trust, 140
- Middle market commercial loans, 91
- Middle market loans (MMLs), 75, 91–99  
  CLOs, 93  
  credit quality, 97  
  definition, 92–93  
  definition, S&P LCD usage, 92  
  market data, 92–93  
  Moody's KMV rating, 98–99  
  obligors, senior debt leverage, 96  
  rating agency assessment, 97–99  
  usage. *See* Collateralized loan obligations
- Miller, Steven, 44
- Minimum loss rate, determination, 165
- Minimum net worth test. *See* Market value CDOs
- Mixed collateral, deals, 120
- MMLs. *See* Middle market loans
- Modified restructuring, 222, 224, 227
- Modified-modified restructuring, 222, 224, 227
- Monoline bond insurers, 15
- Monoline insurance company, 384  
  statutory binding, 288–289



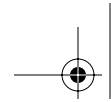
- Monte Carlo methods, advantages, 450  
Monte Carlo simulation. *See* Single credit risk  
usage, 383  
Monthly payment rate (MPR), 136  
Moody's Investors Service  
all-corporate default rate, 272  
CDO Rating Factors, 89  
constant annual default/recoveries, 166–167  
credit rating evaluation. *See* Real estate investment trust  
Deal Score Report, 70, 397–398, 405  
default experience, 269  
default rates, 164  
Diversity Score, 333–334  
usage, 342  
KMV ratings. *See* Middle market loans  
KMV supply cash flow analysis, 383  
loss distribution tests, 34  
material impairment study, 160–162  
prediction. *See* Speculative grade bond defaults  
Rating Factor, 70  
senior secured bond recovery, 89  
structured finance historical loss rates, 164–166  
studies, combination. *See* Standard & Poor's  
UBS calculations, 72  
WARE, 388–389  
scale, 402  
weighted average rating factor, 27  
Mortgage  
balance, 104  
debt, court-mandated modification, 122  
insurance, 119  
rate, 104  
Mortgage passthrough securities, 103–106  
Mortgage REITs, 129–130  
Mortgage-backed securities (MBSs), 103. *See also* Commercial MBSs; Nonagency MBSs; Residential MBSs; Stripped MBSs  
average life, 108  
market, nonagency sectors, 114  
Mortgage-related ABS, 141  
Mortgage-related collateral, 171  
defaults, 180  
Mortgage-related products, 103  
MPR. *See* Monthly payment rate  
Multiproperty conduit, 126  
Multiproperty single borrower, 126  
Multiyear corporate downgrade rate, estimation, 458  
Mutual fund fee securitizations, 433  
NAS. *See* Nonaccelerating senior  
Nationally Recognized Statistical Rating Organization (NRSRO), 252  
NAV. *See* Net asset value  
Near defaults. *See* Collateralized debt obligations  
Needham, Charlotte L., 266  
Neely, Alexandra, 160  
Negative basis trade investor, 286  
Negative convexity, 108, 183. *See also* Structured finance assets  
defining, 182  
exhibition, 128  
minimization, 132–133  
Negative default correlation, 175  
example, 304, 308–309  
occurrence, 302  
Net asset value (NAV). *See* Tranches  
analysis, 395, 397, 405  
overreliance, 385  
approach, 395  
concept, 385  
method, 381  
Net operating income (NOI), 126  
Net present value. *See* Tranches  
Net worth, measure, 56  
New York Stock Exchange, CDO equity trading, 365  
Nextel, 439  
default, 444  
nondefault, assumption, 448–449  
No Cap, availability, 292  
No-buy decision, 295  
NOI. *See* Net operating income  
No-loan default rate, 86



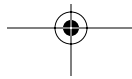


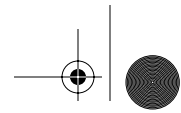
- Nonaccelerating senior (NAS) tranche, 124–125
- Nonagency MBSs, 106, 111–126  
characteristics, 114–116  
credit, 117  
loans, limit/size, 116–117
- Noncall bullet security, 183
- Noncompliance notice. *See* Loans
- Nonconforming loans, types, 112–114
- Noncredit risks, 285
- Nonfull documentation, 120
- Nonhistorical recovery rate, 373
- Noninvestment-grade EM issuers, 194
- Nonmortgage ABS, 135
- Nonmortgage-related ABS, 399  
paper, 133
- Nonoptionality, assumption (relaxation), 377
- Nonperforming loans, 5
- Nonperforming mortgage loans, 126
- Non-PIK CDO tranche, 385  
comparison, 395–396
- Nonprime borrowers, 137–138
- Nonrecourse financing, value, 348–350
- Nonrecourse leverage, 374–377  
results, 353
- Nonrecourse term financing, 347–354  
historical experiment, 350–354
- Notes, tranches, 7
- Notional amount, 220
- Notional IOs, 111
- Notional percent  
average premium, 235  
premium, 234–235
- NRSRO. *See* Nationally Recognized Statistical Rating Organization
- Obligation default/acceleration, 222–223
- OC. *See* Overcollateralization
- Occupancy issues, 114
- Occupancy variable, 119
- O'Connor, Gerard, 25
- OECD. *See* Organization for Economic Co-operation and Development
- Office of the Comptroller of the Currency, 248
- Off-the-run assets, 177
- One-period analysis, 422
- One-period calculation, 415
- Operating companies, cash generation, 84
- Option-free bond  
price, 108  
value, 183
- Organization for Economic Co-operation and Development (OECD), 246–248  
bank, 251, 252
- Original issue cohort, 161
- Origination, usage, 9
- Originators, 225
- Ou, Sharon, 26, 369
- Out-of-the-money interest rate swap, 385
- Overcollateralization (OC)  
approaches, comparison, 449–450  
compliance, 393  
delta, excess, 443–446. *See also* Senior excess OC deltas; Subordinate excess OC delta  
excess, 443–446  
measurement, 202  
ratios, 20–21, 202  
increase, behavior, 394  
levels, 428  
manipulation, 393  
reduction, 429  
statistics, 91  
tests, 20–21. *See also* Market value CDOs; Par OC tests  
breaching, 36  
nonusage, 29–30  
passing, 212  
trigger, 19, 428
- Owner-occupied dwellings, 119
- PAC. *See* Planned amortization class
- Pacific Gas and Electric (PG&E), 149
- Pairwise default correlation, 318–320.  
*See also* Zero pairwise default correlation  
calculation, capability, 327  
zero value, 317
- PanAmSat, 439
- Par accretion, 84





- Par and Predicted Par Loss Score (P-scores), 177
- Par coverage tests, synthetic CDO versions, 460
- Par OC tests, 392–393
- Par-building trades, 392–393
- Parental Loans for Undergraduate Students (PLUS), 140
- Par-losing trades, 394
- Parmalar, default, 303
- Partial calls, 39
- Partial settlement, suggestion, 288
- Partially funded capital treatment, 250–253
- Partially funded synthetic CDOs, 249–253
- Pass/no pass credit gatekeeping, 76
- Passthrough coupon rate, 106
- Passthrough securities, 109. *See also* Mortgage passthrough securities issuers, 106–107
- Payable in kind (PIK) tranches, comparison, 395–396
- Pay-as-you-go CDS  
dealer template, 289–291  
end user template, 293
- Pay-as-you-go settlement, 286
- Payback assurance, 56
- PayGo  
CDS template, 293  
interest shortfalls, 291–292  
SF CDS, 292  
Step Up, 292–293  
template, 290–291
- Pay-in-kind (PIK)  
feature, 22–23  
PIKing, effectiveness, 22  
PIK-ing tranches, 386
- Payment-in-kind (PIK)  
bonds, 213  
feature, 289  
risk, 292
- Pay-through structures, usage, 139
- Performance  
measures, 56  
requirements, 54  
violations, 56–57
- PG&E. *See* Pacific Gas and Electric
- Physical settlement, 220  
commonness, 258  
flexibility, 290  
template, 286  
usage, 224
- PIK. *See* Payable in kind; Pay-in-kind; Payment-in-kind
- PIKing. *See* Pay-in-kind
- PIK-ing tranches. *See* Pay-in-kind
- Pitch book, advertisement, 382
- Planned amortization class (PAC)  
bonds, 111  
CMO structure bond, 111
- PLUS. *See* Parental Loans for Undergraduate Students
- PO. *See* Principal-only
- Pollsen, Robert B., 156, 372
- Poor-quality issuers, 460
- Portfolios. *See* Barbelled portfolios  
asset composition, REITs (impact), 132  
average credit quality, progress. *See* Collateral  
cash flow. *See* Collateralized debt obligation portfolio  
collateral type concentrations, 390–392  
composition, 205  
defaults. *See* Collateralized default obligations; Single name tranching exposures  
diversity, 331  
industry concentrations, 390–392  
loss, 30  
management process. *See* Collateralized debt obligation portfolio  
positive correlation, absence, 331  
reduction, 24  
return profile, improvement, 4  
risk, analysis, 305  
single-name concentrations, 390  
variability, 274  
WARF, 27, 404  
yield, 136
- Positive convexity, 183



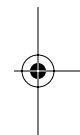


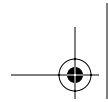
- Positive correlation, absence. *See* Portfolios
- Positive default correlation, 175  
example, 302, 303
- PPC. *See* Prospectus prepayment curve
- PPMs. *See* Prepayment penalty mortgages
- Preferred shares, 7
- Preferred stock-backed CDOs, 454
- Prepackaged insolvency plan, judicial interference (elimination), 283
- Prepayment penalty mortgages (PPMs), 105
- Prepayments, 105, 123–124. *See also* Cash flows  
benchmark. *See* Public Securities Association  
conventions, 107–108  
lockout, 128  
occurrence, 140  
penalties, 39  
penalty points, 128  
protection, 111  
provisions, 127  
rates, 184. *See also* Conditional prepayment rate  
risk, 110  
speed, 107
- Price factor haircuts, application, 401–402
- Price volatility, 212  
reduction, 203
- Price-adjusted haircuts, 401–402
- Primary-only investors, 382
- Prime A DTI guidelines, 119
- Prime A loans, 112
- Prime borrowers. *See* A prime borrowers  
FICO score, 137–138
- Principal  
amortization, 136  
payment, 288  
government guarantee, 121  
return, 210
- Principal-only (PO) class, 109
- Principal-only (PO) mortgage strip, 109
- Principal-only (PO) security, 109
- Private issuers, 106
- Private student loan ABS transactions, indices, 141
- Pro rata loans, 48
- Probability, binomial formula (usage), 168
- Profit issuers, 140
- Property plant and equipment appraisals, 57
- Prospectus prepayment curve (PPC), 124
- Protection  
buyer  
choice, 290  
reference obligation, delivery, 282  
premium, payment, 295  
sale, 261  
seller. *See* Credit protection  
decisions, 285  
payments, timing, 235  
probability/severity, 230  
usage, 295
- Protection-seeking bank, 231
- PSA. *See* Public Securities Association
- P-scores. *See* Par and Predicted Par Loss Score
- Public bonds, underwriting, 58–59
- Public Securities Association (PSA)  
100 PSA, 107  
prepayment benchmark, 107–108  
standard default assumption (SDA)  
benchmark, 120–121
- Public student loan ABS transactions, indices, 141
- Publicly rated companies, financial ratios, 98
- Purchase refinancing, 114
- QSRs. *See* Quick service restaurants
- Quality tests, 23
- Quarterly financial statements, 57
- Quick service restaurants (QSRs), 146
- Ramp-up period. *See* Synthetic CDOs  
absence, 415  
definition, 366
- Rate amortization term and security (RATS), changes, 47–48
- Rate reduction bonds (RRBs), 148–151  
enhancement levels, 150



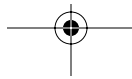


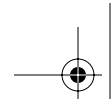
- Rate reduction bonds (*Cont.*)  
risks, 150–151  
structure, 149–150
- Rate refinancing, 114
- Rating agencies, 15–16  
assessment. *See* Middle market loans  
concerns. *See* Structured finance  
conservatism, 95  
considerations. *See* Credit default swaps  
criteria, 197  
default study method, usage, 66  
downgrade practices, 163  
elimination, 163  
ideal situation, 85  
lowest rating, 400–401  
rating methodology, conservatism, 214
- Rating notch, 462
- Rating-adjusted basis, 94
- Rating-for-rating comparison, 94
- RATS. *See* Rate amortization term and security
- RC. *See* Revolving line of credit
- Real estate investment trust (REIT), 103  
advantages, 134  
capitalization, 130–132  
covenants, 134  
financial ratios, 132  
impact. *See* Portfolios  
inclusion, reasons. *See* Collateralized debt obligations  
Moody's credit rating evaluation, 132  
paper, 133  
rating, 18, 131  
REIT-only deal, 433  
taxonomy, 129–130
- Real estate investment trust (REIT) debt, 129–134  
characteristics, 183  
combination, 371  
covenants, 130–131  
maturities, 132  
ratings, reasons, 131–132
- Real estate-backed ABS, 126
- Realized principal loss, amount, 159
- Recapitalizations, 79
- Receivables, portfolio (performance), 136
- Recoveries  
levels, response, 398–404  
rates, 23, 29. *See also* Collateralized debt obligations; Loans; Structured finance  
adjustment, 89  
highlighting, 153
- Reference obligation, 219  
delivery. *See* Corporate reference obligation; Protection
- Reference obligor, 219  
credit events, 236
- Regulatory capital charge, 252
- Reinvestment assumptions, inaccuracies, 386
- REIT. *See* Real estate investment trust
- Relative value matrix, creation, 383
- Remaining principal, 159
- Remeza, Helen, 175
- Replacement reserve, 126
- Reporting requirements, 54, 57–58
- Reschedulings, 47
- Resecuritizations, 4
- Reserve funds, 122. *See also* Cash reserve funds
- Resi B&C, 399
- Residential MBSs (RMBSs), 14, 103–125  
combination, 371  
defaults, 159  
rates, 167  
recoveries, 153–154  
focus, 7  
historical experience, 399  
issuance, 5  
rating, 18  
tranche, 164
- Residential REITs, 134
- Residual amount of par, 446
- Restructuring, 222
- Restructuring credit event, definition, 282
- Retail chains, auction block, 59
- Retail store chain (example), equity buyout firm, 58–60
- Returns, correlation, 374–377. *See also* Collateralized debt obligations  
equity returns  
simplification, 374–376



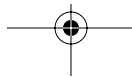
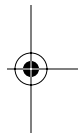


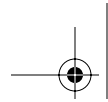
- Return-to-equity, 423  
Reverse market flex, impact, 47  
Revolving line of credit (RC), 48  
Reward, quantitative measures, 43–44  
Risk. *See* Credit risk  
    grades, 113  
    internal structures, usage, 141  
    measures, 116  
    profiles, difference, 305  
    quantitative measures, 43–44  
    reduction, 195  
Risk-based capital requirements, 252  
Risk-free return, calculation, 361  
RiskMetrics, 383  
Risk-weighted assets, 241  
RMBSs. *See* Residential MBSs  
Roever, Alexander W., 136, 139  
Rolling cohort, 161  
RRBs. *See* Rate reduction bonds  
R-square, adjustment, 272  
Rule 144a. *See* Securities Act of 1933
- Safety in numbers theory, 382  
SBA. *See* Small Business Administration  
Scenario, probability, 29–30  
Scheduled amortization, 62  
Scheduled principal repayment, 142  
Schneck, Ryan, 66, 266  
SDA. *See* Public Securities Association  
SDC. *See* Securities Data Corporation  
Sears, 135  
Seasoning. *See* Loans  
    process, 123  
Secondary cash market, 295  
Secondary CDO market trading  
    activity, increase, 382–384  
    analytical challenges, 381  
    developments, 382–384  
Secondary CDO trading  
    information, problems/reliance, 384–385  
    pitfalls, 384–386  
Secondary market, 60–61  
    CDO evaluation  
        eight-point checklist, 387–408  
        model results, 404–408  
    loans, assignment/participation, 60
- Secondary purchasers, informational barrier, 409  
Secondary trades. *See* Structured finance CDOs  
Secondary trading, primary issuances (making), 408–409  
Second-priority CDO tranches, 395  
Securities Act of 1933, Rule 144a, 146  
Securities Data Corporation (SDC), 120  
Securities pools, losses (probability distributions), 32–33  
Security agreement, 47  
Security and Exchange Commission (SEC), public filings, 63  
Security holders  
    interest, 135  
    payments, 106  
Semi-annual increments, 150  
Senior AAA tranches, 8  
Senior debt leverage. *See* Middle market loans  
Senior excess OC deltas, 444–445  
Senior implied rating, 84  
Senior secured lender, control, 77  
Senior secured loan, 44  
    seniority, 77–78  
Senior tranches  
    excess OC delta, 445  
    par value, 207  
    protection, 210  
    usage, 12  
Senior unsecured bonds, 85, 88  
    prices, 272  
Senior unsecured rating, 84, 89  
Senior unsecured U.S. corporate debt, recovery rates, 194  
Senior/junior AAA notes, 15  
Senior-most debt tranche, 12–13  
Senior-most tranche, 12–13  
Senior-subordinated structures, 122–123  
Sequential-pay bonds, 146  
Sequential-pay CMO structure, 110–111  
Sequential-pay support bond classes, 111  
Settlement option. *See* Credit default swaps  
SF. *See* Structured finance



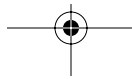
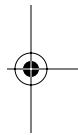


- Shadow rated companies, financial ratios (comparison), 98
- Shadow rating, 98
- Sharpe ratio, 363  
definition, 361
- Shifting interest mechanism, 123
- Short-term mark to market volatility, 279
- Short-term secured financing arrangements, 374
- Shtogrin, Igor, 194
- Single credit risk, Monte Carlo simulation, 446–449
- Single monthly mortality rate (SMM), 107, 138
- Single-A rated CMBS debt, 131
- Single-name CDS, 274  
book, 259
- Single-name concentrations. *See* Portfolios contributions, 449
- Single-name diversity, effects, 334
- Single-name limits, 331. *See also* Default correlation
- Single-name originator risk, reduction, 435
- Single-name risk  
assessment, 446  
quantification, 436. *See also* Collateralized debt obligations  
tranche projections, relationship, 441–443
- Single-name SF CDS, usage, 286, 295
- Single-name tranching exposures  
assessment, 266–274  
default timing, 269–271  
portfolio defaults, 267–269  
rating cohort, 267–269
- Single-tranche CDO, 233, 255  
economics, 234, 260
- Single-tranche CDOs, 260–261
- Single-tranche synthetic CDO, flexibility, 260–261
- SIV. *See* Structured Investment Vehicle
- Size bias, 430, 431
- SLABS. *See* Student loan asset-backed securities
- SLS. *See* Supplemental Loans to Students
- Small Business Administration (SBA)  
loan-backed securities, 141–142  
loans  
franchise loans, comparison, 145  
variable rates, 142  
SBA-backed securities, prepayments, 142
- SMM. *See* Single monthly mortality rate
- Sobehart, Jorge, 194
- Sovereign bond defaults. *See* Emerging market
- Sovereign borrowers, 194
- S&P. *See* Standard & Poor's
- Special purpose entity, collateral portfolio, 155
- Special purpose vehicle (SPV), 149  
formation, 231  
loans, sale, 241  
usage, 233
- Specialty retail stores, franchise operation, 146
- Speculative grade bond defaults, Moody's prediction, 343
- Speculative grade loans, 57
- Speculative-grade aircraft leases, 390
- Speculative-grade assets, investment, 9
- Speculative-grade collateral, 441
- Speculative-grade default rates, 158
- Speculative-grade loan  
borrowers, 88  
defaults, S&P LCD prediction, 343
- Sprague, Jonathan, 43
- Spread  
configuration, 424  
tightening, 382–384
- SPV. *See* Special purpose vehicle
- Squeezes, reports, 285
- Stafford loans, 140
- Standard & Poor's (S&P). *See* Structured finance  
constant annual default/recoveries, 159–160  
corporate senior unsecured bond default experience, 369  
data, 62, 348  
transition-to-D rates, 156, 162  
default rates, 164



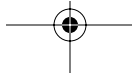


- Standard & Poor's (*Cont.*)  
 Leveraged Commentary and Data (LCD), 44–46, 48–50, 52–53  
 formation, 60  
 institutional loan defaults, 367  
 prediction. *See* Speculative-grade loan usage, 87. *See also* Middle market loans  
 loan recovery studies, 88  
 manager reports, 398  
 ROC report, 398  
 studies, 190  
 Moody's studies, combination, 167  
 time series, 267
- Standard & Poor's (S&P), rating transition  
 matrices, results, 158  
 studies, 156–158
- Standard deviation, 274, 310–311
- Standardized tranches, trading, 234
- Staples, David, 77
- Static CDOs, managed CDOs (contrast), 256
- Static portfolio CDOs, 405
- Statistical anomalies, data adjustment, 362
- Statutory asset, 150
- Step Up. *See* PayGo
- Step-ups, 39. *See also* Coupon step-ups
- Story bonds, 197
- Stranded assets, 148–149
- Stress factor, 28
- Strict equity subordination, assumption (relaxation), 376–377
- Stringer, Tony, 84
- Stripped MBSs, 103, 109–110
- Structural call protection, 128
- Structural enhancements, evaluation. *See* Collateralized debt obligations
- Structural matrix. *See* Collateralized debt obligations
- Structural protections. *See* Collateralized debt obligations
- Structured finance (SF)  
 bond  
 loss curves, 179–182  
 purchase. *See* Cash SF bond  
 cash flow CDOs, 171  
 corporate default rates, contrast, 154–156  
 defaults, 153, 371–372  
 rates, comparison/reconciliation, 158, 162–164  
 documentation, evolution, 281  
 Failure to Pay Principal, 287  
 high-yield CDOs, contrast, 172–174  
 deal structure, 172–174  
 historical loss rates. *See* Moody's Investors Service  
 loss given default, S&P, 159  
 market, situation (improvement), 285  
 portfolios, 154  
 recoveries, 371–372  
 rates, 153  
 REIT, 134  
 securitization, 282–283  
 requirement, 284  
 security, available funds cap, 291  
 SF-backed CDOs, 133  
 tranches  
 interest payments, absence, 372  
 terms, 287  
 transaction, 127  
 subset, isolation, 165–166
- Structured finance (SF) assets, 382  
 heterogeneity, 155  
 negative convexity, 182–183  
 ratings, 7  
 usage, 14
- Structured finance (SF) CDOs  
 cash flow modeling, 372–373  
 CDRs, application, 167–169  
 collateral focus, 441  
 considerations, 398–404  
 corporate bond-backed CDOs, comparison, 174  
 credit  
 losses, timing (Moody's approach), 178–182  
 quality, 172  
 diversity, quality (questions), 176–178  
 effects. *See* Collateralized debt obligations  
 I/C tests, 173





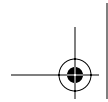
- Structured finance CDOs (*Cont.*)  
management, SF CDS effect, 294–295  
negative basis, 286  
OC tests, 173  
portfolio, 168  
attributes, 169  
rating agencies, 174–182  
recoveries, application, 167–169  
secondary trades, 388  
structures, 179  
types, 295–296
- Structured finance (SF) CDOs collateral  
distress, defining, 182  
diversity, 175–176  
overlap. *See* U.S. SF CDOs  
stress, 402
- Structured finance (SF) CDS, 281  
amortization, 283  
credit events, ambiguity, 286  
difficulties, 284–294  
effect. *See* Structured finance CDOs  
hard credit events, contrast, 286–287  
maturity, 283  
negative basis, 286  
rating agency concerns, 287–289  
upfront exchange trade, 295
- Structured finance (SF) collateral, 38  
decline, 392  
default, 179–182  
review, 103, 135
- Structured finance (SF) credit  
contrast. *See* Corporate finance credit  
performance, 165  
problem, ambiguity, 283  
risk, specificity, 284
- Structured finance-backed CDOs, 388  
division, 454
- Structured Investment Vehicle (SIV), 384
- Structured IOs, 111
- Structured portfolio investments, supply/demand, 239
- Structured products, 150–151
- Student loan asset-backed securities (SLABS), 139
- Student Loan Marketing Association, 140
- Student loan-backed securities, 139–141  
collateral, 140
- Subindices, composition (web site), 227
- Subordinate debt, 97
- Subordinate excess OC delta, 444–445
- Subordinate interest, 123
- Subordinate tranches  
excess OC deltas, 445  
PIK-ability, 22
- Subordinated debt, 7
- Subordinated loans, holding company  
level, 84
- Subordinated residential mortgage paper, 183
- Subordinated unsecured debt, 29
- Subordination  
credit protection source, 460  
debt holder examination, 424–425  
interest costs, impact, 423–424  
level, 123
- Subprime borrowers, 113
- Subprime collateral, 116
- Subprime deals, back-end DTI ratio, 119
- Subprime home equity loans, 114
- Subprime loans, 113–114
- Subprime MBS securitization, 285
- Subprime mortgage, 113
- Subvented rates, 138
- Super-senior CDS, 250
- Super-senior tranche, 245
- Supplemental Loans to Students (SLS), 140
- Support bond, 111
- Survivorship bias, 430
- Swaps, risk weight, 248
- Synderman, Mark, 180
- Syndicated loans, 44  
market, institutional investors (number), 49
- Syndication  
process, 46–48  
prominence, 46
- Synthetic arbitrage CDOs, 255, 281. *See also* Full-capital structure synthetic arbitrage CDOs  
arbitrage level, 259–260  
issuance, 255
- Synthetic balance sheet CDOs, 241  
performance problems, 460





- Synthetic CDOs, 219, 229–239. *See also*  
Fully funded synthetic CDOs;  
Partially funded synthetic CDOs  
advantages, 236–239  
CDO location, 232–233  
credits, access, 237  
equity investors, 259  
evolution, 233–234  
market, 265  
performance cash flow U.S. balance  
sheet CDOs performance (dispar-  
ity), 460–461  
portfolios, 269  
price, structural factors, 234–236  
problem, analysis, 460  
ramp-up periods, 237  
Synthetic collateralized loan obligation,  
251  
Synthetic full-capital structure arbitrage  
CDOs, balance (change), 256  
Synthetic secondary trading, develop-  
ment, 384  
Synthetic SF CDO tranches, 288
- Tails. *See* Heads/tails  
Tangible net worth, measure, 56  
Tax-exempt securities, issuance, 140  
Teicher, David, 89  
Ten-credit loan portfolio, 336  
Term funding, 244  
Term loans (TL), 48, 82  
Third-party guarantor, credit risk, 122  
Tier I concepts, 147  
Tier II concepts, 147  
Time series correlation. *See* Default rates  
Time-fluctuation default rates, 269  
TLa. *See* Term loan A  
TLb. *See* Term loan B  
Total debt, equation, 51  
Total debt/EBITDA ratio, 98  
Total leverage ratio, 98  
Total LTV, 131  
Trac-X, 227  
Trade ideas, 356  
Tranched basket CDS, 231  
Tranches, 110. *See also* Debt  
attachment point, risk/premium, 235  
defaulting, 168  
detachment point, 235  
downgrades, cumulative frequency, 462  
excess OC, 443  
NAV, 394–397  
NPV, 448  
par value, 207  
payment defaults, 160  
projections, relationship. *See* Single-  
name risk  
ratings, 464  
downgrade frequency. *See* Collat-  
eralized debt obligation tranches  
relationship. *See* Equity  
width, 235  
write-downs, 236  
yields, 197–198  
Transaction closing date, 366  
Trigger formula, 137  
Triplet default correlation, 318–320  
maximum, 318–319  
occurrence, 317  
usage, 314–318  
Truglia, Vincent, 192  
Trustees, 16  
reports, review, 398
- UBS calculations, 90  
UBS Credit Delta System, 237  
Uncapped loans, pools, 142  
Unfunded CDO tranches, 230  
Unfunded super senior tranches, 236–237  
Unhedged LIBOR floaters, 141  
Uninvested debt proceeds, holding, 8  
Unsecured corporate bond, 29  
Upfront fees. *See* Loans  
Up-front fees, 353  
U.S. Bankruptcy Code, Section 1110  
(protections), 144  
U.S. CLOs, collateral overlap, 436–437  
U.S. corporations, default rate pattern,  
302  
U.S. dollar-denominated sovereign EM  
bonds, 189  
U.S. high-yield borrowers, 194  
U.S. high-yield loans, worst historical  
default experience, 348





- U.S. loan markets, European loan markets (contrast), 76–77
- U.S. SF CDOs, collateral overlap, 439–441
- U.S. Treasuries, discount rate, 133
- U.S. Treasury securities, portfolio, 128
- VA. *See* Veterans Administration
- Vama, Praveen, 26
- Variable Cap, 292
- Variable rate SBA loans, 142
- Variable-rate loans, 142
- Variance-covariance matrices, 314
- Varma, Praveen, 165, 369
- Vazza, Diane, 66, 89, 158, 266, 369
- Venn diagrams, usage, 309–310, 317
- Verde, Mariarosa, 62, 266
- Veterans Administration (VA) loans, 125
- Volatility estimates, 212
- WAC. *See* Weighted average coupon
- Wall Street Analytics, 383, 399
- WAM. *See* Weighted average maturity
- WARF. *See* Weighted average rating factor
- WAS. *See* Weighted average spread
- Weighted average coupon (WAC)
- inclusion, 181
  - rate, 106
  - yield, 136
- Weighted average maturity (WAM), 106
- inclusion, 181
- Weighted average rating factor (WARF), 24
- calculation, 34, 178
  - construction, 27
  - deterioration, 177
  - increase, 70
  - levels, 176
  - relationship. *See* Default probability representation, 401
  - scores, 27–28
    - deterioration, 429
  - translation. *See* High-yield bond CDOs values, 406
  - WARF-expected base-case CDRs, 408
- Weighted average spread (WAS) requirement, 386
- Whole-loan CMOs, 112
- Wilde, Tom, 335
- WorldCom, settlement, 222
- Worst-case potential loss, increase, 277
- Write-downs
- ignoring, 290
  - immediacy, 259
  - implication, 287
  - PayGo concept, application, 289–290
  - premiums, 235–236
  - process, nonusage, 284
  - timing, 258–259
- Yang, Ruth, 84
- Yield maintenance
- charge, 128
  - provisions, 127
- Yield-to-worst assets, 412
- Yoshizawa, Yuri, 288
- Zennario, Jane, 63
- Zero default correlation, 315
- assumption, 308, 336
    - acceptance. *See* Binomial distribution
    - representation, 306
- Zero pairwise default correlation, 320
- Zero-sum game, 23

