


Contents at a Glance



<i>Introduction</i>	1
<i>Part I: HDTV Fundamentals</i>	7
Chapter 1: What the Heck Is HDTV?	9
Chapter 2: Shopping Smart	19
Chapter 3: Cables and Connections	37
Chapter 4: Hooking Up Your HDTV	51
Chapter 5: Mounting Your HDTV	69
<i>Part II: Getting HDTV Programming</i>	79
Chapter 6: Who's Showing HDTV?	81
Chapter 7: Something's in the Air	89
Chapter 8: The Cable Guy	97
Chapter 9: Rocket Science	105
Chapter 10: Internet-Based HDTV	115
<i>Part III: Movie Machines</i>	129
Chapter 11: DVDs	131
Chapter 12: Getting Into DVRs	149
Chapter 13: Taping Time	159
<i>Part IV: HDTV Gadgets Galore</i>	167
Chapter 14: Gaming Consoles	169
Chapter 15: Camcorders	183
Chapter 16: Gadgets	193
<i>Part V: Sensory Overload</i>	209
Chapter 17: Understanding Audio	211
Chapter 18: Home-Theater Audio	221
Chapter 19: Setting the Mood	227
Chapter 20: Enhancing Your HDTV	239

<i>Part VI: Geek Stuff</i>	247
Chapter 21: TV Engineering	249
Chapter 22: Projecting a Good Image	257
Chapter 23: Thin Is In.....	271
Chapter 24: Good Ol' Tubes	279
<i>Part VII: The Part of Tens</i>	287
Chapter 25: More than Ten Places to Buy an HDTV	289
Chapter 26: More Than Ten HDTV Accessories	299
<i>Index</i>	313

Cartoons at a Glance



By Rich Tennant



Fax: 978-546-7747

E-mail: rightennant@the5thwave.com
World Wide Web: www.the5thwave.com

Table of Contents

<i>Introduction</i>	1
About This Book.....	1
Foolish Assumptions	2
How This Book Is Organized.....	3
Part I: HDTV Fundamentals.....	3
Part II: Getting HDTV Programming.....	3
Part III: Movie Machines	3
Part IV: HDTV Gadgets Galore	4
Part V: Sensory Overload	4
Part VI: Geek Stuff.....	4
Part VII: The Part of Tens	5
Icons Used in This Book.....	5
Where to Go from Here.....	5
<i>Part 1: HDTV Fundamentals</i>	7
Chapter 1: What the Heck Is HDTV?	9
Oh, Say, Can You ATSC?	10
Powerful Performance.....	11
Video standards.....	11
HDTV standards.....	13
Compatible DTV standards	14
Audio standards	14
Perplexing Pitfalls	16
Chapter 2: Shopping Smart	19
The 50,000-Foot View of HDTV	20
Flat-panel HDTVs	20
Projection HDTVs.....	21
CRT HDTVs.....	22
What's Important in an HDTV.....	22
Budgeting for HDTV	23
Finding the Right Size	27
Matching Your HD Needs	28
Connecting the Other Gizmos	29
Accessing your HDTV channels	30
Getting your analog channels	31
Working with your other sources.....	32
Which Features Matter?	33

Chapter 3: Cables and Connections	37
Video Connections	37
High-definition video	38
Digital connections	38
Analog component video	43
Traditional video	45
S-video	45
Composite video	46
Coaxial cable	47
Audio Connections	48
Digitizing your audio	48
Digital coaxial	49
Optical (Toslink)	49
Attaching analog audio	50
RCA cables	50
Headphone and microphone jacks	50
Chapter 4: Hooking Up Your HDTV	51
Taking a Look at the Different Connections	52
Input jacks	53
Output jacks	54
Bi-directional jacks	55
Connecting Basic TV Sources	56
Antenna or unscrambled cable	56
Cable box	56
Cable set-top box option 1	57
Cable set-top box option 2	58
Satellite receiver	59
Connecting DVRs and VCRs	60
DVR/VCR with antenna or unscrambled cable	60
DVR/VCR with a cable set-top box	61
DVR/VCR with a satellite receiver	63
Making Other Connections	64
DVD player	64
Two VCRs for editing	64
Getting your PC hooked up	65
Digital cable or satellite connections	66
Camcorder	66
Surround-sound system	67
Chapter 5: Mounting Your HDTV	69
Planning Your HDTV Mount	69
Choosing a Mount	72
Buying Your Mount	73
Installing Your Mount	74
Disguising Your Display	76

<i>Part II: Getting HDTV Programming</i>	79
Chapter 6: Who's Showing HDTV?	81
Looking at Who Has HDTV.....	82
Broadcasters	82
Cable and satellite networks.....	83
Specialized HDTV stations	84
Making Your Choice	84
All HDTV Signals Are Not Equal	86
Chapter 7: Something's in the Air	89
Finding Local HD Broadcasts.....	90
Tuning In	91
Building on a built-in tuner	91
Adding on a tuner.....	92
Antennas A to Z	93
Choosing the right antenna.....	93
Installing your HDTV antenna.....	95
Chapter 8: The Cable Guy	97
High-Definition Cable.....	98
Getting on the QAM bandwagon	98
Encrypting and decrypting	98
Digital Cable.....	100
Defining digital.....	101
Getting the benefits.....	101
Getting the digital box	102
Analog Cable	102
Going Boxless	103
Chapter 9: Rocket Science	105
Planning a Satellite TV System	105
Service	106
Equipment	106
Receiver	106
Antennas	107
HDTV-ready TV	108
Cabling	108
Availability.....	109
Choosing a DBS Provider	109
Programming.....	110
DISH Network channels.....	110
DIRECTV channels	110
Digital video recorder (DVR)	112

Chapter 10: Internet-Based HDTV115

Understanding Internet Content	115
Streaming versus downloading	116
Understanding containers and codecs	116
Understanding file formats online	117
Finding a Provider Online	119
Apple iTunes Store	119
YouTube	120
Google Video	120
Movielink	121
Amazon.com Unbox Video	122
Akimbo	122
Understanding Your Hardware Requirements	123

Part III: Movie Machines129**Chapter 11: DVDs131**

Discovering the DVD	132
Dealing with Today's DVDs	132
Essential features	133
Useful features	133
Getting into Up-Converting DVD Players	135
Deciphering DVD Recorders	137
Finding DVDs in Unusual Places	138
Home Theater in a Box	139
DVD/VCR	139
DVD/PVR	140
Peering into the High-Def Future	140
Heading down the HD DVD path	142
The technical details	142
The players	144
The movies	145
Being Blu-ray	145
The players	147
The movies	148

Chapter 12: Getting Into DVRs149

DVR 101	150
Discovering the benefits	150
Making the connection	151
HD DVRs	152
For cable and satellite	153
Moving up to Series3	154

Standard DVRs.....156
 What to look for156
 Finding a DVR that fits157

Chapter 13: Taping Time159

Checking Out Your Digital Options159
 S-VHS VCRs.....160
 D-VHS VCRs161
 Connecting VCRs to HDTVs162
 Looking Closer at D-VHS.....164

Part IV: HDTV Gadgets Galore 167

Chapter 14: Gaming Consoles169

Understanding Consoles169
 Meet the Consoles.....171
 Going with the PlayStations171
 Playing with PS2.....171
 Stepping up to PS3.....172
 X (boxes) mark the spot174
 Today’s reigning king, Xbox 360174
 The first HD game console, Xbox175
 Gaming with Nintendo176
 Getting cute with GameCube.....176
 Moving in space with Wii.....177
 Connecting to Your HDTV178
 Video connections.....178
 Going with composite179
 Stepping up to S-video179
 Going component180
 Going with HDMI.....181
 Dealing with audio.....181
 Analog audio.....181
 Digital audio181

Chapter 15: Camcorders183

Your Run-of-the-Mill SD Camcorder183
 Peering through the SD camcorder viewfinder184
 Connecting your SD camcorder to your HDTV186
 Enter HD Camcorders.....188
 Checking out the HDV camcorders189
 Getting HD video from camcorder to TV.....192

Chapter 16: Gadgets	193
Home Theater PCs	194
What's inside an HTPC?	194
Building or buying an HTPC	196
Media Center Edition 2005	197
SageTV	198
MythTV	199
Video Jukeboxes	199
Jukebox 101	200
Jukebox 301	201
VideoReQuest	201
Escient's Fireball	201
Kaleidescape	202
Boosting Your Video Signal Quality	203
Fitting a video scaler into your system	205
Looking more closely at scalers	206
Looking for HDTV Gadgets	208
 Part V: Sensory Overload	 209
 Chapter 17: Understanding Audio	 211
Grasping Audio Basics	211
Surround-Sound Mania	213
Understanding how surround sound is created	214
Understanding the formats	215
Introducing the new contenders	216
Dealing with Built-In Audio	218
 Chapter 18: Home-Theater Audio	 221
Boxing Up Your Home Theater	221
Receiving Home-Theater Sounds	223
 Chapter 19: Setting the Mood	 227
Choosing Your HDTV's Home	227
Sounds Right?	229
Building from scratch (or doing a major renovation)	231
Upgrading your existing room for HDTV	232
Shining the Right Light	234
 Chapter 20: Enhancing Your HDTV	 239
Why You Need to Calibrate	239
Getting Your Settings Right	240

Getting Calibrated	241
Doing it yourself	241
Commercial DVDs	242
THX DVD	243
High-definition D-VHS	243
Going beyond the eyeball: Using calibration hardware	244
Bringing in the pros	245
 Part VI: Geek Stuff	247
 Chapter 21: TV Engineering	249
Lines and Pixels	249
Going with lines	250
Picking pixels	252
Defining standard and high resolutions	252
Scanning and Interlacing	254
Fields, frames, and your TV	254
Doing the pulldown	255
 Chapter 22: Projecting a Good Image	257
Projection HDTV Design	257
Rear projection	258
Front projection	260
Projection TV Systems	261
CRT	262
LCD	264
DLP	265
LCoS	267
Screens	268
 Chapter 23: Thin Is In	271
Loving Your LCD	271
Everyone's Crazy about Plasma	275
 Chapter 24: Good Ol' Tubes	279
All about CRTs	280
CRT Pros and Cons	280
Navigating the CRT Jungle	282
Dealing with aspect ratios	283
Which to choose	283
Doing the squeeze	284
Getting flat	285

<i>Part VII: The Part of Tens</i>	287
Chapter 25: More than Ten Places to Buy an HDTV	289
Crutchfield	290
Dell, Gateway, HP	291
Sam's Club, Costco, Wal-Mart	293
Circuit City	296
Best Buy	296
ClubMac.....	297
Microsoft, Apple.....	297
Sony Electronics.....	298
Chapter 26: More Than Ten HDTV Accessories	299
Kicking Some Butt (With Transducers).....	299
Motion Simulators.....	301
Power Conditioner	302
DVD Changer Controllers.....	303
Show HDTV Outdoors	304
Creature Double Feature in 3D	305
Wireless Headphones	306
In Search of That Great Remote Control	307
Types of remotes	308
Sexy remotes.....	309
Bring Hollywood Home	311
<i>Index</i>	313