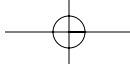
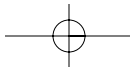
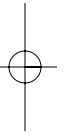
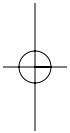


# Contents at a Glance

<b><i>Introduction</i></b> .....	<b>1</b>
<b><i>Part I: Finding Out about Yahoo! Store</i></b> .....	<b>7</b>
Chapter 1: The Nickel Tour of Yahoo! Store .....	9
Chapter 2: Planning Your Online Small Business .....	17
Chapter 3: Jump-Starting Your Store .....	35
Chapter 4: Anatomy of a Yahoo! Store Order .....	63
<b><i>Part II: Planning What's in Store</i></b> .....	<b>75</b>
Chapter 5: Preparing to Build Your Yahoo! Store .....	77
Chapter 6: Designing Your Store to Turn Shoppers into Buyers .....	89
Chapter 7: Exploring Store Navigation .....	97
Chapter 8: Selling with Pictures.....	109
<b><i>Part III: Building and Managing Your Store</i></b> .....	<b>121</b>
Chapter 9: Store Building with the Store Editor .....	123
Chapter 10: Pushing All the Right Buttons.....	143
Chapter 11: Designing All Kinds of Pages.....	161
Chapter 12: Creating Product Pages with the Store Editor .....	177
Chapter 13: Merchandising to Sell More .....	197
Chapter 14: Checking Out the New Shopping Cart .....	215
Chapter 15: Mastering the Store Manager.....	227
<b><i>Part IV: Profiting from Internet Marketing</i></b> .....	<b>251</b>
Chapter 16: Searching for the Right Words.....	253
Chapter 17: Driving Traffic That Converts .....	271
Chapter 18: Buying Your Way to the Top .....	285
Chapter 19: Discovering Search Engine Optimization (SEO).....	301
<b><i>Part V: Making More Money with Your Yahoo! Store</i></b> ....	<b>317</b>
Chapter 20: Running Your Business by the Numbers.....	319
Chapter 21: Converting Browsers into Buyers .....	331
Chapter 22: E-Mailing Your Customers for Fun and Profit .....	347
Chapter 23: Getting Down with Product Uploads .....	359
Chapter 24: Mastering Domains .....	371



<b><i>Part VI: The Part of Tens</i></b> .....	<b>379</b>
Chapter 25: Ten or So Tools of the Trade.....	381
Chapter 26: Ten or So RTML Resources and Recommendations .....	385
<b><i>Index</i></b> .....	<b>389</b>



# Table of Contents

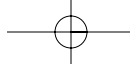
<b><i>Introduction</i></b> .....	<b>1</b>
About This Book.....	2
What You're Not to Read.....	2
Foolish Assumptions .....	3
How This Book Is Organized.....	3
Part I: Finding Out about Yahoo! Store .....	3
Part II: Planning What's in Store .....	3
Part III: Building and Managing Your Store .....	4
Part IV: Profiting from Internet Marketing.....	4
Part V: Making More Money with Your Yahoo! Store .....	4
Part VI: The Part of Tens .....	4
Icons Used in This book.....	5
Where to Go from Here.....	5
"Talk to Me, Johnny . . ." .....	6
<b><i>Part 1: Finding Out about Yahoo! Store</i></b> .....	<b>7</b>
<b>Chapter 1: The Nickel Tour of Yahoo! Store</b> .....	<b>9</b>
Exploring Small Business .....	9
Introducing Yahoo! Small Business .....	10
Figuring Out Who Uses Yahoo! Store .....	12
Deciphering All the Parts .....	13
Examining Merchant Solutions.....	14
<b>Chapter 2: Planning Your Online Small Business</b> .....	<b>17</b>
Choosing a Business Model That Works on the Web .....	17
Picking Products That Sell on the Web .....	19
Finding popular and profitable niches .....	19
Promoting products with limited distribution .....	22
Retailing quality products and adding value .....	24
Selling products that encourage repeat orders.....	25
Maximizing your margins and price points.....	25
Leveraging your knowledge and passion .....	26
Building a New Business from Scratch.....	27
Planning your business model on a napkin .....	27
Using drop-shippers for fun, profit, and market research .....	28
Looking before you leap .....	30

Taking an Existing Business Online .....	30
Creaming your most profitable products.....	31
Leveraging existing inventory to the Web .....	31
Maximizing supplier relationships .....	31
Selling locally while shipping globally.....	32
Migrating to Yahoo! Store from Another Storefront System .....	33
Making the transition.....	33
Copying your old site's look and feel.....	34
<b>Chapter 3: Jump-Starting Your Store .....</b>	<b>35</b>
Registering with Yahoo!.....	35
Creating your Yahoo! ID .....	36
Creating a Yahoo! security key .....	37
Opening Your Yahoo! Merchant Solutions Account.....	38
Jumping into Store Building.....	41
1. Sign in with your Yahoo! ID and log in to Store Editor.....	41
2. Configure the Store Editor for store building .....	44
3. Create sample pages .....	45
4. Publish your site, and you're live on the Web .....	53
Configuring Your Store Manager .....	54
Accessing the Store Manager.....	54
Setting your sales tax rate.....	55
Configuring shipping methods and rates.....	55
Setting up your shipping methods .....	55
Setting your shipping rates .....	56
Setting your payment methods .....	57
Working with order confirmations and merchant notifications .....	58
Publishing store settings changes and placing a test order .....	60
Opening for Business.....	60
<b>Chapter 4: Anatomy of a Yahoo! Store Order .....</b>	<b>63</b>
Examining the Timeline of a Real Yahoo! Store Order.....	63
Finding the store in a search engine .....	64
Landing on a section page.....	65
Selling with a product page.....	65
Pushing the Shopping Cart .....	67
Checking out the Secure Order form .....	69
Confirming orders and shipping 'em out .....	70
Taking care of details .....	73
<b>Part II: Planning What's in Store.....</b>	<b>75</b>
<b>Chapter 5: Preparing to Build Your Yahoo! Store .....</b>	<b>77</b>
Choosing a Store-Building Tool .....	77
Store Editor .....	78
Store Tags .....	79

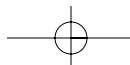
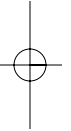
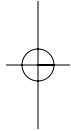
Building a Store Yourself or Outsourcing It .....	80
Doing it yourself .....	80
Outsourcing it .....	81
Gathering Elements and Assets.....	83
Product data.....	83
Design elements.....	84
Copywriting.....	86
<b>Chapter 6: Designing Your Store to Turn Shoppers into Buyers . . . .</b>	<b>.89</b>
Designing Your Store to Sell.....	89
Looking through the Eyes of a Customer.....	91
Choosing Logos, Colors, and Fonts .....	91
Looking at logos .....	92
Compelling use of color.....	93
Finding fantastic fonts .....	95
<b>Chapter 7: Exploring Store Navigation .....</b>	<b>.97</b>
Introducing Store Navigation.....	97
Seeing how customers shop .....	98
You are here: Store Editor navigational elements .....	99
Linking to optimize navigation .....	103
Shopping by Searching Your Store.....	105
<b>Chapter 8: Selling with Pictures .....</b>	<b>.109</b>
Looking to Images to Sell More Stuff .....	110
Deciphering Image Formats.....	111
Working with Product Images in the Store Editor.....	113
Uploading Images to the Store Editor.....	115
Finding Product Images.....	117
Tweaking Your Images .....	118
Working with Text Inside Graphics.....	120
 <b><i>Part III: Building and Managing Your Store .....</i></b>	 <b><i>121</i></b>
<b>Chapter 9: Store Building with the Store Editor .....</b>	<b>.123</b>
Getting Started in Store Editor .....	123
Editing your store.....	124
Publishing your edits to the Store .....	125
Customizing Your Editor for Editing.....	127
Switching to Advanced mode .....	128
Moving the Edit Nav-bar .....	128
Meeting the Edit Nav-bar buttons .....	129
Navigating the Store Editor.....	132
Finding pages by knowing the ID.....	133
Bookmarking Editor pages with consistent URLs .....	133
Setting properties on the Config page .....	134
Setting the Controls for the Editor .....	134



Controlling Look and Feel with Variables .....	135
Colors and typefaces .....	137
Image dimensions.....	137
Page layout.....	138
Button properties.....	139
Page properties.....	140
Store properties.....	140
Custom variables.....	142
<b>Chapter 10: Pushing All the Right Buttons .....</b>	<b>143</b>
Navigating Yahoo! Store Buttons.....	143
Exploring the Different Types of Buttons.....	145
Function buttons .....	145
Contents buttons.....	148
Choosing Page-Format: Top Buttons or Side Buttons .....	149
Side buttons .....	150
Top buttons.....	150
Editing Your Navigation Buttons.....	152
Working with Function buttons .....	152
Fiddling with Contents buttons .....	153
Editing the text on the buttons.....	154
Editing the Appearance of Navigation Buttons.....	155
Button-Styles.....	155
Home button variables .....	156
Button spacing variables.....	156
Creating a Custom Look with Icon Buttons .....	157
Custom Function buttons.....	158
Custom Contents buttons .....	158
Making custom icons .....	159
Navigation Bar Resources .....	159
<b>Chapter 11: Designing All Kinds of Pages .....</b>	<b>161</b>
Introducing the Home Page .....	161
Optimizing begins at home .....	162
Designing your home page.....	163
Maximizing home-page Page-elements .....	165
Selling with Super Section Pages.....	168
Top-level section pages usually contain subsection pages .....	168
Subsections contain products .....	170
Use empty section pages for content .....	171
Contents, Contents, Contents, and Contents .....	171
Exploring Other Function Pages .....	173
Editing your info page.....	174
Creating your privacy policy page .....	175
Editing your Shopping Cart.....	175
Editing your store's Search page.....	176
Looking at your alphabetical index or site map.....	176



<b>Chapter 12: Creating Product Pages with the Store Editor</b> .....	<b>177</b>
Exploring Store Editor Concepts.....	177
Let me see some ID .....	178
Getting positive ID on products and sections .....	179
Exploring Parent-Child Relationships.....	180
Producing Profits with Product Pages.....	181
Looking at Product Elements.....	186
Maintaining Your Pages in the Store Editor .....	190
Creating new pages inside the Store Editor .....	190
Editing product and section pages .....	193
Moving pages by cutting to the Clipboard.....	193
Copying pages into more than one section .....	195
Deleting pages.....	195
<b>Chapter 13: Merchandising to Sell More</b> .....	<b>197</b>
Specializing in Bestsellers.....	197
Featuring specials .....	198
Making something special.....	199
Editing the look and feel of specials .....	200
Troubleshooting specials .....	202
Picking What Products to Push.....	203
Merchandising Top Sellers with Navigation .....	204
Figuring out what to feature when you have no track record .....	205
Featuring products across the site .....	206
Finding \$30,000 in Sales by Using Cross-Sell.....	209
Merchandising Products in Other Ways.....	212
<b>Chapter 14: Checking Out the New Shopping Cart</b> .....	<b>215</b>
Introducing the New Checkout Manager.....	216
Exploring the Checkout Manager .....	216
Testing your settings.....	217
Publishing your new cart .....	218
Controlling Checkout Flow with Global Settings.....	218
Flow settings .....	219
Checkout Wrapper .....	220
Checkout settings.....	221
Configuring Elements with Page Configuration.....	221
Page Settings .....	221
Page Sections .....	222
Fields .....	222
Advanced Settings .....	224
Customizing Your Visual Design.....	224
Global styles.....	224
Progress indicator .....	225
Checkout buttons .....	225
Tinkering with Advanced Settings .....	226
Jumping to the New Cart.....	226





<b>Chapter 15: Mastering the Store Manager</b> .....	<b>227</b>
Getting (Store) Help When You Need It.....	228
Getting Anywhere from Here .....	229
Shipping and Managing Orders .....	230
Low-tech order-management solutions.....	230
High-tech order-management solutions .....	231
Power-user solutions .....	232
Third-party order-management software.....	232
Processing Orders — Show Me the Money!.....	234
Taking orders all the way to the bank .....	234
Searching for that one special order.....	236
Handling catalog requests.....	236
Changing order numbers.....	237
Working with Credit Cards .....	237
Setting up credit-card processing .....	238
Processing online orders.....	238
Handling manual transactions .....	239
Processing cards offline.....	240
Configuring Order Settings .....	240
Customize Order Form (Checkout).....	241
Fax/e-mail order notification.....	243
Configuring inventory.....	244
Payment methods .....	244
Setting tax rates.....	245
Setting Up Your Sites for Success .....	245
Setting Up Shipping Settings.....	247
Shipment and order-status e-mails .....	247
Shipping Manager.....	248
UPS shipping tools .....	248
Shipping foreign orders .....	249

## ***Part IV: Profiting from Internet Marketing*** ..... **251**

<b>Chapter 16: Searching for the Right Words</b> .....	<b>253</b>
Introducing Keywords .....	254
Considering Where Keywords Come From .....	254
Conquering Converting Keywords.....	257
Collecting converting keywords.....	258
Digging keywords out of your orders .....	258
Prying keywords out of product reports.....	260
Working with Your Top Converting Keywords .....	262
Seeing How Your Shoppers Search .....	265

Researching Keywords .....	265
Overture's free keyword selector tool .....	266
Google AdWords free keyword tool .....	266
Wordtracker keyword research tool .....	268
Tracking Converting Keywords .....	269
<b>Chapter 17: Driving Traffic That Converts .....</b>	<b>271</b>
Fishing the Right Way .....	271
Cranking Up Search-Engine Marketing .....	273
Driving free traffic from search engines .....	274
Introducing search engine optimization .....	274
Buying search-engine traffic with PPC ads .....	275
Marketing with E-Mail Newsletters .....	276
Directing Traffic from Directories .....	276
Heeding the Call of the Mall .....	278
Getting listed in Yahoo! Shopping .....	278
Buying Text-Link Ads for Traffic and Link Popularity .....	279
Sponsoring Forums, Directories, Nonprofits, and Clubs .....	280
Commissioning Sales through Affiliate Marketing .....	280
Exploring eBay Auctions for Yahoo! Store Owners .....	281
Blogging for Retailers .....	282
Exploring Other Ways to Get Traffic .....	283
Peeling One Potato at a Time . . . ..	283
<b>Chapter 18: Buying Your Way to the Top .....</b>	<b>285</b>
Introducing Paid-Search Advertising .....	285
Deciding between Paid and Free Searches .....	287
Combining the one-two punch of SEO and PPC .....	288
Planning Your PPC Ad Campaign .....	289
Buying Traffic with Paid-Search Ads .....	289
Picking keywords .....	290
Creating clickable ads .....	291
Coming in for a landing .....	292
Determining bid amounts .....	292
Choosing syndication and distribution options .....	295
Content ads: PPC by any other name .....	295
Setting different distribution options .....	295
Measuring Search-Advertising Results .....	296
Using free conversion tracking .....	296
Buying third-party tracking tools .....	297
Working with trackable links .....	297
Improving Your Campaigns .....	298
Nonperforming keywords .....	298
Underperforming keywords .....	299

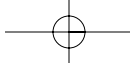
**xviii Starting a Yahoo! Business For Dummies**

<b>Chapter 19: Discovering Search Engine Optimization (SEO) . . . . .</b>	<b>301</b>
Discovering How Search Engines Work.....	302
Order, please! .....	302
Enter Google.....	302
Along came a spider.....	303
Uh, is this spam?.....	304
Appreciating Yahoo! Stores for Ease of SEO .....	304
Optimizing Yahoo! Stores without Programming.....	305
Optimizing Your Store for Search Engines .....	305
Custom RTML programming.....	305
Keyword research .....	306
SEO copywriting .....	307
Linked development .....	311
Measured results .....	313
Doing Your SEO Homework .....	314

***Part V: Making More Money with Your Yahoo! Store .....317***

<b>Chapter 20: Running Your Business by the Numbers . . . . .</b>	<b>319</b>
Discovering What You Need to Know.....	319
Introducing Yahoo! Store Statistics.....	321
Page Views.....	322
Sales .....	323
References .....	324
Store Searches .....	327
Shopping Searches .....	327
Graphs.....	327
Reports .....	328
Click Trails.....	329
<b>Chapter 21: Converting Browsers into Buyers . . . . .</b>	<b>331</b>
Getting Shoppers to Buy .....	331
Increasing your site's traffic is not enough.....	332
Increasing sales by creating quality content .....	332
Building Customer Confidence.....	333
Employ trust symbols.....	335
Offer better customer service .....	335
Improve product pages to increase sales .....	336
Convert more Shopping Carts .....	337
Improving Your Store's Usability to Increase Conversions .....	339
Understanding how little time you have .....	340
Revving up your site's load speed .....	341

Looking at Who's Looking at You .....	343
Operating system and browser software .....	344
Screen resolution in pixels .....	344
So, how big can your pages be?.....	345
Focus on what makes money.....	345
Conversion and usability resources .....	346
<b>Chapter 22: E-Mailing Your Customers for Fun and Profit .....</b>	<b>347</b>
Discovering E-Mail Marketing Tools .....	348
Thanking customers with e-mails .....	348
Sending Order e-mails.....	349
Taking advantage of personalized replies .....	350
Responding to e-mail addresses on your Web site .....	351
Referral e-mail marketing .....	351
Advertising in e-mail newsletters .....	351
Marketing products and services with autoresponders .....	352
Marketing in a Spam-Filled World .....	352
The CAN-SPAM Act and you .....	352
Yahoo's take on spam .....	355
Managing Your E-Mail Lists .....	355
Sign 'em up! .....	355
Weeding your list.....	356
Crafting Effective E-Commerce Newsletters .....	357
<b>Chapter 23: Getting Down with Product Uploads .....</b>	<b>359</b>
A Word of Warning .....	360
Introducing Database Uploads .....	361
Creating Products with Uploads .....	361
Formatting Your Upload Files .....	362
Uploading Data in the Right Fields.....	363
Doing Uploads .....	363
Uploading Data with the New Upload button .....	364
Reviewing your data .....	365
Updating product data.....	366
Troubleshooting Database Uploads .....	368
<b>Chapter 24: Mastering Domains .....</b>	<b>371</b>
Exploring Your Domain .....	371
Registering Your Domain Name.....	372
Registering domains with Yahoo! .....	373
Registering domains with other companies .....	373
Non-Yahoo! registered domains and DNSs .....	374
Mastering Your Domains .....	374
Determining your site entry point.....	375
Redirecting store URLs to your domain .....	377



**xx**

**Starting a Yahoo! Business For Dummies**

***Part VI: The Part of Tens*.....379**

**Chapter 25: Ten or So Tools of the Trade .....381**

- Searching for All the Right Words .....381
- Searching Engine Queries/Filters .....382
- Using the Right YstoreTool for the Job .....382
- Exporting Your Yahoo! Store.....383
- Checking Your Web Position.....383
- Tracking Trends with Analytics Software .....383
- Checking Out Other Cool Tools.....384

**Chapter 26: Ten or So RTML Resources and Recommendations ... 385**

- Know HTML before Playing with RTML .....386
- Experiment with RTML.....386
- Read Mike's Books on RTML.....386
- Read Istvan's Books on RTML .....387
- Use Don Cole's Template Transfer Utility .....387
- Read the YstoreForums.com RTML forum .....387
- Look at Lots of Custom RTML Stores .....388
- Add Missing SEO Elements .....388
- Add RTML Navigational Elements.....388

***Index*.....389**

