

Contents at a Glance

Introduction xxv

Part 1 • The Mac OS X Basics **1**

Chapter 1 • What Is Mac OS X and What's New? 3

Chapter 2 • The Fundamentals of Mac OS X 21

Chapter 3 • The Finder 51

Chapter 4 • Using Native and Classic Applications 91

Chapter 5 • Personalize Mac OS X 133

Chapter 6 • Getting Help and Searching Your Files 167

Chapter 7 • Printing and Faxing in Mac OS X 185

Chapter 8 • PDFs, Fonts, and Color 215

Chapter 9 • Built-In Accessory and Security Applications 235

Chapter 10 • Being the Administrator: Permissions, Settings, and Adding Users ... 265

Part 2 • On The Internet **287**

Chapter 11 • Configuring Internet Access 289

Chapter 12 • The Web, Online Security, .Mac, and Sherlock 319

Chapter 13 • Remote Login, FTP, and iChat AV 357

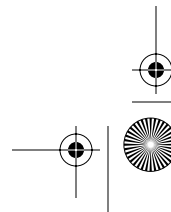
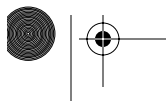
Chapter 14 • E-Mail and Apple Mail 381

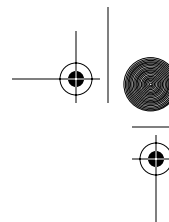
Part 3 • Multimedia: Images, Sound, Video **419**

Chapter 15 • QuickTime, QuickTime Pro, and Digital Media 421

Chapter 16 • Audio, DVDs, and Speech and Handwriting Recognition 449

Chapter 17 • Working with Digital Images 473





Part 4 • Networking, Connectivity, and Portables 493

 Chapter 18 • Accessing Network Volumes 495

 Chapter 19 • Building a Network and Sharing Files 511

 Chapter 20 • PowerBooks, iBooks, and Mac OS X 537

 Chapter 21 • Mac OS X and Other Platforms 549

Part 5 • Advanced Mac OS X Topics 569

 Chapter 22 • Automating Tasks with AppleScript 571

 Chapter 23 • Terminal and the Command Line 601

 Chapter 24 • Darwin Applications and Command-Line Magic 625

 Chapter 25 • Web Serving, FTP Serving, and Net Security 647

Part 6 • Hardware, Troubleshooting, and Maintenance 679

 Chapter 26 • Peripherals, Internal Upgrades, and Disks 681

 Chapter 27 • Hard Disk Care, File Security, and Maintenance 705

 Chapter 28 • Fixing Applications and Managing Classic 737

 Chapter 29 • Solving System-Level Problems 759

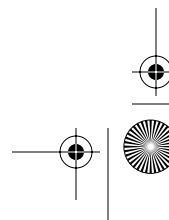
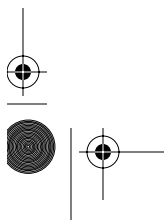
 Chapter 30 • Typical Problems and Solutions 791

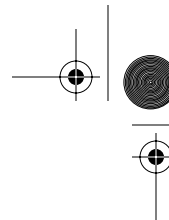
Part 7 • Appendices 813

 Appendix A • Getting Installed and Set Up 815

 Appendix B • The Classic Mac OS User’s Migration Guide 831

 Index 849





Contents

Introduction xxv

Part 1 • The Mac OS X Basics 1

Chapter 1 • What Is Mac OS X and What’s New? 3

What Is Mac OS X? 4

Mac OS X Features 5

- Preemptive Multitasking 6
- Memory Protection 6
- Dynamic RAM Allocation 7
- Multithreading 7
- Symmetrical Multiprocessing 8
- Microkernel Architecture 8
- Other Innovations 9

Which OS for Which User? 11

Mac OS X and Applications 13

Classic Compatibility 14

What Changed in Mac OS X Version 10.1? 15

What Changed in Mac OS X Version 10.2? 16

What’s New in Mac OS X Version 10.3? 18

What’s Next? 20

Chapter 2 • The Fundamentals of Mac OS X 21

Startup and Login 22

Getting around the Mac OS 23

Working with Menus and the Menu Bar 25

- Menu Extras 27
- Context Menus 28

Working with Icons 28

- Types of Icons 29
- Selecting and Activating Icons 30

Working with Windows 33

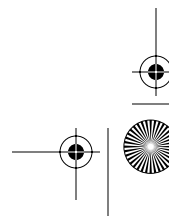
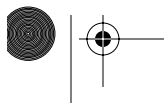
- Parts of a Mac OS X Window 33
- Types of Windows 35
- Layering Windows 38
- Controls within Windows 39

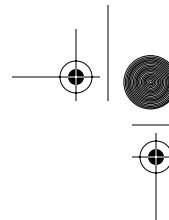
The Dock 41

- Using the Dock 42
- Minimizing Windows to the Dock 44

The Apple Menu: Shut Down, Log Out, and Preferences 44

- Top of the Menu 45
- Preferences 45

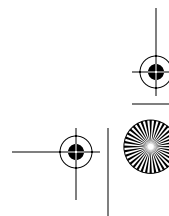
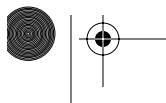




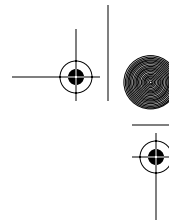
- Recent Items 46
- Force Quit 46
- Sleep 47
- Restart 47
- Shut Down 48
- Log Out 49
- Switching Users 49
- What's Next? 50

Chapter 3 • The Finder 51

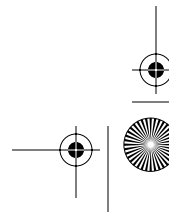
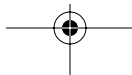
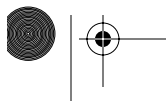
- Working with the Finder 51
 - The Mac OS X Hierarchy 52
 - The Finder Window 54
 - Open a Finder window 55
 - Browse in the Finder Window 55
 - The Finder Window Sidebar 56
 - The Finder Window Toolbar 59
 - The Status Bar 60
 - Use the Columns View 61
 - Change to List View 63
 - Arrange Icons (in Icon View) 65
 - View Options 66
 - Customizing the Finder Toolbar 69
- The Go Menu 72
- Working with Icons 74
 - Create a Folder 74
 - Rename Items 74
 - Duplicate Items 75
 - Move Items 75
 - Copy Items 77
 - Use Spring-Loaded Folders 78
 - Use Undo 78
 - Using Labels 79
 - Search for Items 80
 - Get Info about Items 81
 - Eject Disks 83
 - Burning a Data CD 84
- The Trash 85
- Finder Preferences 86
 - General Preferences 87
 - Label Preferences 87
 - Sidebar Preferences 87
 - Advanced Preferences 88
- What's Next? 89



Chapter 4 • Using Native and Classic Applications	91
Launching an Application or Document	91
Launch an Application Directly	92
Launch a Document	93
How Mac OS X Recognizes Documents	95
Change a Document Association	96
Documents in Native Applications	97
Open an Existing Document	98
Save a Changed Document	101
Save Again	103
Save As	104
Save by Closing	104
Document Window Layering	104
Switching Applications and Windows with Exposé	105
Working with Native Applications	110
The Application Menu	110
Page Setup and Print	112
The Colors Palette	114
The Font Panel	115
Special Characters	116
Check Spelling	117
Running Classic Mac Applications	119
The Classic Environment	120
The Application and Apple Menus	124
Classic's Application Dialog Boxes	125
What's Next?	131
Chapter 5 • Personalize Mac OS X	133
Working from Home	134
Your <i>Desktop</i> Folder	135
Your <i>Documents</i> Folder	135
Your <i>Public</i> Folder	135
Your <i>Library</i> Folder	136
The <i>Sites</i> Folder	137
Managing Permissions	137
The <i>Shared</i> Folder	139
Installing Personal Applications	139
Personalize Mac OS X	142
Using Aliases	142
Customizing the Dock	144
Adding Menu Bar Icons	148
Finder Tips	148
FileVault: Securing Your Files	151
Fast User Switching	152
Setting User Preferences	154
Administrator Settings	154
User Settings	155
What's Next?	165

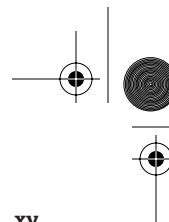


Chapter 6 • Getting Help and Searching Your Files	167
Viewing Help Documents	167
Accessing the Help Viewer	168
Help by Topic	169
Help by Keyword	170
Help Documents Links	172
Installing Help Documents	172
Other Documentation Systems	173
Help in Classic Applications	174
Finding with Find	176
Using the Finder Toolbar's Search Field	177
Using the Find Tool	179
Viewing Results	179
Searching File Contents	180
Building Custom Search Phrases	181
What's Next?	184
Chapter 7 • Printing and Faxing in Mac OS X	185
Connecting and Configuring a Printer	187
Installing Drivers and PPDs	187
Types of Printer Connections	190
Configuring in the Printer Setup Utility	192
Printing Your Documents	196
Page Setup	196
Print	198
Managing Print Jobs	203
Printing from Classic	204
The Chooser	204
Classic Page Setup	206
Classic Print Dialog for PostScript Printers	207
Classic Print Dialog for Non-Postscript Printers	209
Changing Printers in Classic	210
Managing Background Printing	210
Sending and Receiving Faxes	211
Sending Faxes	211
Managing Faxes	213
Receiving Faxes	213
What's Next?	214
Chapter 8 • PDFs, Fonts, and Color	215
Previewing and Creating PDFs	216
Creating a PDF	218
Printing PDFs	219
Working with Fonts	220
Installing and Using Fonts	221
Customizing the Font Panel	223
Using FontBook	226



Fonts in the Classic Environment	227
Working with ColorSync	229
Choosing Default Profiles	230
Choosing the CMM	231
Color-Calibrating Your Display	232
What's Next?	234
Chapter 9 • Built-In Accessory and Security Applications	235
Address Book	235
Adding and Editing Cards	237
Deleting Cards	238
Creating a Group	238
Importing Contacts	239
iCal	240
Changing Calendar View	241
Showing and Hiding Calendars	241
Adding Events to Calendars	242
Setting Alarms	244
Creating and Deleting Calendars	244
Sharing Calendars	244
Working with To Do Items	246
System Profiler	246
Keychain Access: Securing Passwords and Private Data	248
Change Your Keychain Password	249
Add to Your Keychain	250
Access a Password Item	251
Remove an Item	253
Lock and Unlock Your Keychain	253
Managing Multiple Keychains	254
TextEdit: Read, Create, and Edit Text Documents	254
Creating a Rich Text Document	255
Creating a Plain-Text Document	256
Accessories and Extras	257
What's Next?	263
Chapter 10 • Being the Administrator: Permissions, Settings, and	
Adding Users	265
The Administrator Basics	266
Administrative Folder Permissions	268
Root-Level Folders	268
Determining Permissions	270
Users' Home Folders	270
Volume Permissions	271
Creating and Editing Users	272
Creating a User	273
Login Options	277
Editing a User	278
Removing a User	278

Installing Applications	279
Installing by Dragging	279
Installing via an Installer Application	281
Using the Package Installer	281
System-Level Preference Settings	282
Accounts	283
Date & Time	283
Energy Saver	284
Network	284
Print & Fax	284
Security	285
Sharing	285
Startup Disk	285
What's Next?	286
Part 2 • On The Internet	287
Chapter 11 • Configuring Internet Access	289
Dial-Up Internet Access	290
Setting Up Your Modem and TCP/IP	290
Making the Connection	296
Disconnecting from PPP	297
Troubleshooting Your Dial-Up Connection	298
High-Speed Connections	299
Direct Ethernet Connections	301
PPPoE Connections	302
AirPort Connections	304
Troubleshooting Broadband Connections	306
TCP/IP in the Classic Environment	307
Active Ports and Creating New Configurations	308
Internet Security and Firewalls	311
Internet Connection Security Issues	311
Firewalls for Mac OS X	313
What's Next?	318
Chapter 12 • The Web, Online Security, .Mac, and Sherlock	319
Choosing Your Browser	320
OmniWeb	320
iCab	322
Netscape	323
Mozilla	324
Opera	324
Browser Basics	325
Common Browser Commands	326
Managing Favorites and Bookmarks	328
Viewing and Managing Your History	330
IE's Other Tabs	331



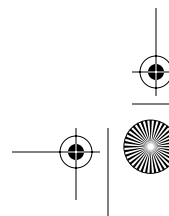
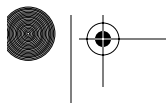
Netscape's Tabs	332
Downloading Files	332
Internet Shortcuts	333
Browser Plug-Ins and Helper Applications	334
Web Security, Passwords, and Privacy	336
Securing Data	337
Securing Passwords	339
Securing Browser Loopholes	341
Dealing with Cookies	342
Web Privacy	343
Apple's .Mac Tools	345
Mac.com E-mail	347
iDisk	348
HomePage	351
Internet Channels with Sherlock	352
Internet Searching	352
Using Channels	353
Customizing Sherlock Channels	354
What's Next?	355

Chapter 13 • Remote Login, FTP, and iChat AV 357

Understanding Remote Login	358
Turning On Remote Login	359
Accessing Computers Remotely	361
Logging In Using SSH	361
Basic Remote Access Commands	363
Logging Out	366
Graphical Telnet	366
Accessing Telnet Applications	366
Accessing FTP Sites	368
Using the Finder	368
Third-Party FTP Clients	369
File Encoding and Archiving	370
FTP via the Terminal	372
Basic FTP Commands	373
Using iChat AV	376
Chatting (by Typing) Online	376
Rendezvous Chatting	377
iChat File Sharing	378
Audio and Video Chatting	379
What's Next?	380

Chapter 14 • E-Mail and Apple Mail 381

Choosing an E-Mail Application	381
The Apple Mail Basics	383
POP and IMAP Account Information	383
Creating Your First Account	384
Accessing Your E-Mail	386

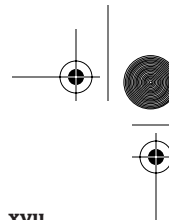


Managing Your E-Mail	390
The In Window	390
Marking and Deleting Messages	393
Viewing by Thread	395
Using Multiple Mailboxes	396
Rules and Automatic Filing	398
Handling Junk Mail	400
Bounce a Message	400
Searching Mailboxes	401
Advanced Sending and Attachments	403
The Composition Window	404
Mail Format	406
Sending Attachments	409
Receiving Attachments	410
Creating and Editing Accounts	410
General Options	411
Create or Edit an Account	411
E-Mail Security and Virus Avoidance	414
E-Mail Security	414
Avoiding E-Mail Viruses	416
What's Next?	417

Part 3 • Multimedia: Images, Sound, Video 419

Chapter 15 • QuickTime, QuickTime Pro, and Digital Media 421

The Many Facets of QuickTime	422
QuickTime Movies	422
What Can QuickTime Play?	424
The QuickTime Player	426
Playing QuickTime Movies	426
QuickTime Player Preferences	429
The QuickTime Controller	429
Playing QuickTime VR Movies	430
Registering QuickTime Pro	431
QuickTime (and Other Digital Media) on the Internet	433
Streaming QuickTime	433
Other Movie Formats	435
Advanced Topics with QuickTime Pro	435
Translating File Formats	435
Editing in QuickTime Pro Player	440
QuickTime and iMovie	443
QuickTime Preferences	446
Plug-In	446
Connection	446
Music	447
Media Keys	447
Update	447
What's Next?	447



Chapter 16 • Audio, DVDs, and Speech and Handwriting Recognition 449

- Digital Music Files and CDs 450
 - MP3 and AAC Technology 450
 - Audio Files and CD via QuickTime and Applications 450
 - Third-Party MP3 Applications 452
- Using iTunes 453
 - Adding and Deleting Songs in the Library 454
 - Playing Songs 455
 - Sorting, Searching, and Browsing 457
 - Creating a Playlist 458
 - CD Burning in iTunes 459
 - Importing from a CD 460
 - Listening to Internet Radio 462
- Playing DVD Movies 464
- Working with Speech 465
 - Using Spoken User Interface Technology 466
 - Using Speech Recognition Technology 466
- Using Handwriting Recognition 469
- What's Next? 471

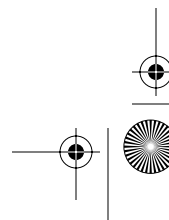
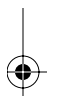
Chapter 17 • Working with Digital Images 473

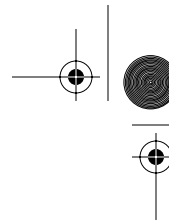
- Digital Images Explained 473
 - File Formats 474
 - Compression, Color Depth, and Resolution 475
- Viewing and Translating: Preview 477
 - Viewing an Image 478
 - Translating an Image 479
- Screenshots: Grab 480
- Image Capture 484
- Image Command and Control: iPhoto 486
 - Importing Photos 487
 - Organizing in iPhoto 488
 - Editing in iPhoto 490
 - Creating a Book 491
- What's Next? 492

Part 4 • Networking, Connectivity, and Portables 493

Chapter 18 • Accessing Network Volumes 495

- Are You Set Up for Networking? 495
 - Check the Connection 496
 - Check for Servers 500
- Accessing Remote File Services 501
 - Connecting to AFP Servers 501
 - Connecting to AFP Servers via URL 505
 - Connecting to WebDAV Servers 505
 - Connecting via Alias 506





- Login Options and Security506
- Connecting to SMB Servers507
- Disconnecting from Shared Volumes508
- Working with NFS Servers509
- What's Next?510

Chapter 19 • Building a Network and Sharing Files..... 511

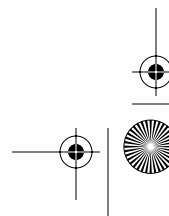
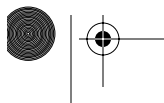
- Putting Together a Network512
 - Ethernet Connections513
 - AirPort Connections514
 - Network Status515
 - TCP/IP and AppleTalk Protocols516
 - Configuring TCP/IP518
 - Configuring AirPort523
 - Network Port Configurations525
- Personal File Sharing527
 - User Access via Personal File Sharing527
 - Turning On Personal File Sharing529
 - Naming Your Mac530
 - Turning Off Personal File Sharing530
 - Personal File Sharing over IP (Mac OS 9)531
- Internet and Personal File Sharing Together532
 - Using Multiple Ports532
 - Using a Router533
- AirPort Computer-to-Computer Networks535
- What's Next?536

Chapter 20 • PowerBooks, iBooks, and Mac OS X 537

- Using the Location Menu537
 - Multihoming vs. Locations537
 - Adding Locations539
- PC Cards, IrDA, and External Displays540
 - Using PC Card Upgrades540
 - Working with IrDA541
 - Adding Another Display542
- FireWire Target Disk Mode544
- Saving Battery Life546
- What's Next?547

Chapter 21 • Mac OS X and Other Platforms 549

- Mac OS X, Windows, and Unix-Style Operating Systems550
- Document and Media Compatibility552
 - Sharing Documents552
 - Sharing Media554
- Using Mac OS X File Sharing with Windows Computers555
 - Turn on Windows Sharing555
 - Setting Up the Windows Client555



- Running Windows Applications560
- Running Java Applications562
- Running X Window Applications564
- Cross-Platform TCP/IP Solutions566
- What's Next?567

Part 5 • Advanced Mac OS X Topics 569

Chapter 22 • Automating Tasks with AppleScript..... 571

- Understanding AppleScript572
 - The Script Menu573
 - Using Scripts with Applications576
 - Using Folder Actions577
 - Scripts As Applications580
- First Script: Recording and Saving580
 - Recording Actions As a Script581
 - Saving Your Scripts582
- Creating Original Scripts584
 - Entering the Script584
 - Adding Comments to the Script585
 - Formatting Issues586
 - Checking Results587
 - Using the Event Log588
- Scripting Concepts588
 - Objects, References, and Properties588
 - Working with Variables590
 - Loops and Conditionals591
- Commands in AppleScript594
 - AppleScript Commands594
 - Application Commands596
 - Scripting Additions598
 - Shell Commands599
- What's Next?600

Chapter 23 • Terminal and the Command Line 601

- Aqua vs. Darwin: Why Use Terminal?602
- Using Terminal603
 - Quitting Terminal604
 - Useful Terminal Tricks604
- Using the Command Line: A Quick Tour605
 - Working at the Command Line606
 - Some Basic Commands607
 - More Commands609
 - Advanced Commands611
- Unix Philosophy612
- Useful Shell Tricks: *tcsh* and *bash*613
- Terminal Preferences615

Darwin Filesystem Differences	616
File Paths	616
The <i>PATH</i> Variable	617
Permissions and Ownership	618
Aliases vs. Links	621
File Forks	621
Case Sensitivity	622
Invisible Items	622
What's Next?	623
Chapter 24 • Darwin Applications and Command-Line Magic	625
Common Command-Line Programs	625
Types of Darwin Programs	625
Text Editors	626
cron and Scheduled Tasks	628
Shell Scripting and Behavior	631
Shell Scripts	632
Creating a Script	633
Filters: Standard Input, Standard Output, and Standard Error	634
File Redirection	635
Pipes: Connecting Programs	635
Internal and Environment Variables	635
Flow Control	637
Installing Command-Line Programs	639
Binary Installation Example: analog	639
Compiling Code for Command-Line Applications	641
Compiling Darwin Programs	642
Explore Fink	643
What's Next?	645
Chapter 25 • Web Serving, FTP Serving, and Net Security	647
Serving the Web	648
What Is a Web Server?	648
Web Serving Schemes	649
Turning on the Web Server	651
Serving Web Documents	652
Adding CGI Scripts	655
User Sites	657
Examining the Logs	658
The Apache Configuration File	660
Tweaking Apache	662
Serving FTP	667
Turning FTP On and Off	668
FTP Security	669
Accessing FTP Logs	670
Net Server Security Considerations	671

- Augmenting Apache: PHP and MySQL 672
 - Configuring PHP 672
 - Installing MySQL 674
- Configuring Samba File Shares 676
 - Managing the Server 676
 - Setting Users and Shares 676
- What's Next? 678

Part 6 • Hardware, Troubleshooting, and Maintenance 679

Chapter 26 • Peripherals, Internal Upgrades, and Disks 681

- Adding External Devices 681
 - External Disks 682
 - CD-R and CD-RW Drives 684
 - USB and FireWire Issues 684
 - Floppy Drives 685
 - Input Devices 686
 - Modems 687
 - Serial Devices and Adapters 688
 - AirPort Base Station 689
 - Bluetooth Wireless Devices 693
 - iPod As a Hard Disk 695
 - iSync 695
 - Monitors, Video Cards, and Performance 697
- Adding Internal Devices 697
 - Internal Hard Disks 697
 - Internal PCI Cards 698
 - RAM 698
- Troubleshooting Hardware with System Profiler 699
 - Hardware 699
 - Network 700
 - Drives and Volumes 700
- Using Software Update 702
- What's Next? 704

Chapter 27 • Hard Disk Care, File Security, and Maintenance 705

- Using Disk Utility 706
 - Disk First Aid 706
 - Erasing a Disk 709
 - Partitioning a Disk 710
- Disk Images and Encryption 713
 - Mounting Disk Images 714
 - Creating Disk Images 714
 - Burning a Disk Image to CD or DVD 718
- Disk Maintenance and Repair 720
 - Disk Doctors 720
 - Disk Maintenance 723

Backing Up Your Mac	723
What You Need for Backing Up	724
What to Back Up	726
Backup: Rotating and Archiving	727
Personal Backup	729
Securing Data and Password Protecting Your Disks	730
Encrypted Volumes	730
Password Protecting Disks	731
Virus Detection and Avoidance	732
Avoiding Viruses	733
Identifying and Removing Viruses	734
What's Next?	736
Chapter 28 • Fixing Applications and Managing Classic	737
Understanding Crashes and Errors	738
Recovering from Crashes and Hangs	739
Using Force Quit	741
Diagnosing Application Troubles	742
Diagnosis: Bug	743
Diagnosis: Corruption	743
Diagnosis: Conflict	746
Troubleshooting Classic Applications	746
Recovering from Crashes and Freezes	747
Memory Issues	749
Managing Classic Conflicts	752
Testing for Extension Conflicts	752
What's Next?	757
Chapter 29 • Solving System-Level Problems	759
Dealing with Problems	760
Before Problems Occur	760
Know Your System	761
Finding the Cause of the Problem	763
Symptoms: Gather Information	763
Checking the Logs	764
Other Log Files	767
Mac OS X Diagnostic Utilities	769
Troubleshooting with System Profiler	769
Test with Network Utility	771
Performance Troubleshooting Tools	776
Performance Problems	777
Troubleshoot the Spinning Cursor	778
Measuring Performance	779
Much Ado about Root	784
Do You Actually Need to Be Root?	785
Alternatives to the Root Account	785
Enabling (or Reenabling) the Root Account	786

NetInfo Manager786
 Other Places for Help788
 What's Next?789

Chapter 30 • Typical Problems and Solutions 791

Startup Trouble791
 Can't Boot into the Correct OS792
 Mac OS X Won't Start Up793
 Common Startup Issues795
 Startup Stalls796
 Login Trouble797
 Quits, Freezes, and Panics800
 Sluggishness or Spinning Cursor800
 Mac OS X Is Frozen801
 Getting Past a Kernel Panic801
 Problems with Permissions803
 Fixing Problems with File/Folder Permissions803
 Fixing Permissions via the Terminal804
 Ignore Ownership on This Volume805
 Fixing File and Directory Corruption806
 Directory Corruption806
 File and Font Corruption807
 Troubleshooting with the Mac OS X Installer808
 Users and Passwords809
 Problems with User Accounts809
 Resetting Passwords810
 What's Next?811

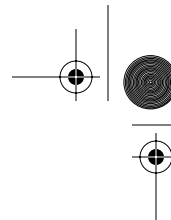
Part 7 • Appendices 813

Appendix A • Getting Installed and Set Up 815

Reviewing Mac OS X Requirements815
 Preparing to Install Mac OS X816
 Making the Classic Mac Decision817
 Backing Up Files819
 Partitioning and Initializing819
 Updating Your Firmware821
 Installing or Updating Mac OS 9822
 Installing Mac OS X824
 Running the Mac OS X Installer824
 Using the Setup Assistant827
 Dual-Booting829

Appendix B • The Classic Mac OS User's Migration Guide 831

The Finder and Apple Menu832
 The Finder Window832
 Where's the Special Menu?834



Missing File Menu Commands	834
The Desktop	835
The Apple Menu	835
Launching, Switching, and Minimizing	837
Launching: The Launcher	837
Switching: The Application Menu	837
Minimizing Windows	839
Your Documents and Preferences	839
The Documents Folder(s)	839
Preferences	840
Control Panels vs. System Preferences	840
Individual Control Panels	841
Accessing Individual Preference Panes	843
The Control Strip vs. Menu Bar Icons	843
Networking	844
Printing	845
System Extensions vs. Login Items and Kernel Extensions	846
Kernel Extensions	847
Login Items vs. Startup Items	847
 <i>Index</i>	 849

