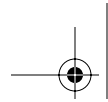
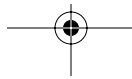


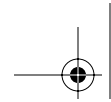
Index

- Absolute risk, 91
- Absolute view, 234
- Absorbing barriers, 123
- Active management, 92
- ADV. *See* Average daily volume
- Affine, term (reference), 329n
- Affine uncertainty sets, 329–330
- Agent optimality, 132
- AIG SunAmerica, 340
- Algorithmic trading, importance, 456–460
- Alpha, 457
 - basis, 246
 - constant term, 446n
 - ratio, 110n
 - source, 447
- Alpha Factor™ method. *See* Axioma, Inc.
- Alpha-stable distribution, 200
- American Express Financial Advisors, 430n
- AMPL
 - commands, usage, 379n
 - CPLEX solver, 349n
 - model file, 355
 - prompt, 349
 - subroutines, 359
 - subset, 334
 - syntax, usage, 302n
 - usage, 14, 373n
- Ang, Andrew, 54n
- Annualized expected returns. *See* Morgan Stanley Capital International World Index
 - usage, 27e
- Anticipatory actions, 233
- Approximate dynamic programming methods, 312
- Approximate factor structure, 165n
- APT. *See* Asset pricing theory
- AR. *See* Autoregressive
- Arbitrage
 - opportunity, 164
 - principle, 163–165
- Arbitrage Pricing Theory (APT), 13, 118, 136–137
 - factor models, relationship, 160–168
 - formulation, 165–167
 - relative pricing model, 167
 - restrictions, 136
 - usage, 162–167
- ARCH. *See* Autoregressive conditionally heteroskedastic
- Arithmetic random walk model, 119–122
 - conflict, 123
 - drift, inclusion, 120
 - realization, example, 121e
 - log price process, 126e
 - log return (10,000+ steps), 128e
 - unpredictable processes, 130
- Arrow-Pratt risk aversion index, 35
- Asset
 - availability, number, 8–9
 - combination, feasibility, 99e
 - covariance, 24
 - issues. *See* Highly correlated assets
 - number, increase, 9
 - price series, 127
 - simple net return, 116
 - traded amount, linkage, 105
 - transaction cost, additive characteristic, 108

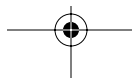
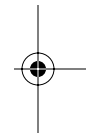


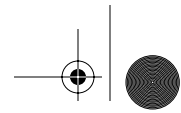
- Asset (*Cont.*)
 universe, increase, 29–33
 weights, continuous ranges (allowance), 429n
- Asset allocation
 combinatorial problem, 97–101
 issues. *See* Robust asset allocation
 models, transaction costs
 ignoring, 101
 incorporation, 101–106
- Asset-asset covariance matrices, 398
- Asset-based factors, 418–419
- Asset-based independent variables, 416
- Asset-liability management, 292
- Asset pricing. *See* Classical asset pricing
 models, characteristics, 161–162
- Asset pricing theory (APT), 443
- Asset probability distributions, assumptions, 402–410
- Asset returns
 covariance matrix, 373
 realizations, 294
- Asset-specific return, 375
- Asset-specific risk, 442
- Asymmetric uncertainty set, 322
- Autocorrelation consistent covariance matrix estimation, 152–153
- Autocorrelations, slow decay, 125–126
- Automation, productivity enhancement, 458
- Autoregressive (AR) model, 451
- Autoregressive conditionally heteroskedastic (ARCH) models, 174–175
- Auxiliary scale estimate, 185–186
- Average daily volume (ADV), 89
- Average pairwise covariance, bounding, 32
- Average yearly tracking error, 94e
- Axioma, Inc., 339
 Alpha Factor™ method, 396–402
 usage, 399–401
 input, 209n
 Portfolio Precision 3.1, 339n
 software, 359
- Backtests, usage, 35
- Backward deviations, 322n
- Barra, 171n, 339
- Barra Aegis System, 339n
- Barrier methods, 280–283. *See also* Nonlinear programming
 Barrier method search direction, 283
- Bartholomew-Biggs, Michael, 101n
- Basel Accord, 60
- Basel Committee on Banking Supervision, 60n
- Basic feasible solution, 273
- Bayesian approaches, 207. *See also* Future expected returns estimation
- Bayesian dynamic factor models, 175–176
- Bayesian estimation, 387
- Bayesian estimators, 207
- Bayesian forecasting models, 175
- Bayes-Stein estimator, assumption, 376
- BD. *See* Breakdown
- Benchmarks, 445–446
 exposure constraints, 90–91
 level, 56
 weights, 90–91, 234
- Benders decomposition, example, 359n
- Bernoulli variable, 119
- Best linear unbiased estimator (BLUE), 148
- Beta, slope coefficient, 446n
- BFGS. *See* Broyden Fletcher Goldfarb and Shanno
- Bid-ask bounce effect, 449
- Bid-ask spreads, 456
- Bilinear utility functions, 402
- Binary 0-1 vector, combinations, 286
- Binary decision variable, usefulness, 93
- Binary enumeration tree, reduction, 287
- Binary variables
 defining, 354
 problems, solving, 355
- Binomial distribution, 119
- BIRR. *See* Burmeister Ibbotson Roll and Ross
- Black boxes, 340
- Black-Litterman combined estimator, variance (calculation), 240
- Black-Litterman expected return vector, 241



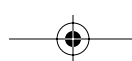
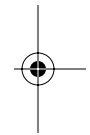


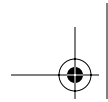
- Black-Litterman implied expected returns, 251
- Black-Litterman model, 207, 233–243
 - assumptions, 234–236
 - considerations/extensions, 241–243
 - example, 244–253
 - historical means, usage, 231e
 - investor view
 - expression, 236–238
 - market equilibrium, combination, 238–239
 - predecessor, 234n
 - remarks/observations, 239–241
 - starting point, 234–236
 - usage, 376–377
- Block stochastic programming formulation, creation, 298–301
- BLUE. *See* Best linear unbiased estimator
- B/M. *See* Book-to-market
- Bond portfolio management, 292
- Book-to-market (B/M) factor, 169
- Book-to-price ratio (B/P), 242
- Boolean variables, usage, 346
- Bootstrapping techniques, 455
- Box, G.E.P., 181
- Box uncertainty set, 318, 323
- B/P. *See* Book-to-price ratio
- Branch-and-bound method, 339n
- Branch and bound procedures, 286–287
- Breakdown (BD) bound/point, 184
- British Bankers Association, 471n
- Brokerage commissions, 456
- Broyden Fletcher Goldfarb and Shanno (BFGS) method, 279
- Burmeister Ibbotson Roll and Ross (BIRR) model, 169
- Calendar rebalancing, 412
- Capital Asset Pricing Model (CAPM), 3, 13, 118, 132–136. *See also* Conditional CAPM
 - capital market abstraction, 132–133
 - development, 17n
 - equilibrium, 232
 - example, 162
 - regression equation, 136n
 - statement, 18
 - static relationship, 133
 - validity, 167n
- Capital gains taxes, 88
- Capital Market Line (CML), 35–41
 - combination identification, 133
 - derivation, 39–40
 - formula, derivation, 39–40
 - Markowitz efficient frontier, relationship, 38e
 - relationship. *See* Optimal portfolio tangent position, 44
- Capital markets
 - development, 8–9
 - maturity/growth, 2
- CAPM. *See* Capital Asset Pricing Model
- CARA. *See* Constant absolute risk aversion
- Cardinality constraints, 95–96
 - mixed-integer program, equivalence, 355n
 - problem, consideration, 99
- Cash rates, usage, 239
- Cash settlement, risk delivery avoidance, 444n
- CBOE. *See* Chicago Board Options Exchange
- CEC. *See* Certainty Equivalent Controller Center
 - estimators, 189–190
 - robust estimators, 188–190
- Centering-predictor-corrector method, 338
- Central Limit Theorem (CLT)
 - application, 368–369
 - diversification, relationship, 19
 - holding, failure, 125–126
 - statement, 368n
 - usage, 19n
- Certainty Equivalent Controller (CEC), 431
- Certainty equivalent return, 428
- Certainty equivalents, concept (application), 428
- CGO, 338
- Chance-constrained models, 293, 306–308
- Chance-constrained stochastic optimization problems, 306



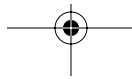


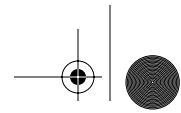
- Chance-constrained stochastic problems, 292
- Chance-constrained VaR stochastic problem formulation, 408
- Chance constraints, 294
- CHARISMA research center, 302
- Chicago Board Options Exchange (CBOE), 6
- Chi-square distribution, 148n
- Chi-square variable, 204
- Cholesky decomposition, 389
- C language, 342
- C++ language, 342
- Classical asset pricing, 115
 - definitions, 115–117
 - econometric models, 117–118
 - theoretical models, 117–118
- Classical mean-variance formulation, 327
- Classical mean-variance optimization, 347–354
 - formulations, alternatives, 34–35
 - parameters, robust estimation methods, 405n
 - pitfalls, 9–10
- Classical mean-variance portfolio, 5
 - optimization, robust modeling (uncertain parameters), 363
- Classical portfolio optimization, 392
- Clean surplus relation, 144
- CLT. *See* Central Limit Theorem
- Clustering, 173–174
 - techniques, 140
- CML. *See* Capital Market Line
- Coefficients, confidence interval. *See* Correlation
- Coherent risk measures, 62–63, 65
- Cointegration, illustration, 452
- Combinatorial constraints, 88, 93
- Combinatorial problem. *See* Asset allocation
- Combinatorial programming, 267, 285–288
- Company-specific risk, 135
- Component-wise inequality, 382
- Compound return, 116
- Comprehensive Perl Archive Network (CPAN), 335
- Computational tractability, 305–306
- Computer simulations, 66
- Computer technology
 - expansion, 2
 - Internet, relationship, 7–8
- Computing technology, development, 7
- Conditional CAPM, 136n
- Conditional VaR (CVaR), 62–69, 305
 - constraints, 68
 - portfolios
 - efficient frontier. *See* Mean-CVaR portfolios
 - optimization problem, 305n
- Condition numbers, uniformly bounding, 278n
- Confidence intervals, 200–205. *See also* Covariance matrices; Mean computation, 205
 - concept, 202
 - confidence level, 201
 - determination, 242
- Conic inclusion constraints, 264
- Conic optimization, 264–267
- Connor, Gregory, 168n
- Conservatism, interaction, 387–391
- Constant absolute risk aversion (CARA), 48
- Constant relative risk aversion (CRRA), 48
 - investor, logarithmic utility, 74–75
- Constrained efficient frontiers, unconstrained efficient frontiers (contrast), 33e
- Constraints. *See* Benchmarks; Turnover interaction, 92
 - robust counterpart, 433n
 - usage, 259
 - violation, probability, 318n
 - writing, 106n
- Continuous optimization problems, optimality conditions, 267–269
- Control vector, 309
- Convergence criterion, 272
- Convex nonlinear programs, subclass, 268
- Convex optimization problems, 269
- Convex programming
 - N-dimensional space, subset, 263n
- Convex quadratic programming (QS), 263



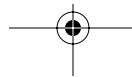
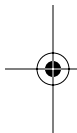


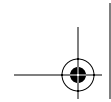
- Copula functions, 128
usage, 85
- Corrective actions, 233
- Correlation. *See* Morgan Stanley Capital International World Index
- coefficients
confidence interval, 204–205
definition, 204
example, 98e
matrices, robust estimation, 197–200
options, 173
usage, 27n
- Cost function, 308–309
- Country equity indices, mean-variance
efficient frontier, 29f
- Covariance
estimators, 146–157
considerations, 152–155
stationarity, 130
- Covariance matrices
decomposition, 218
discounting methods, 175
entries, confidence intervals, 380–384
noise, 13
robust estimation, 197–200
robustness, concepts, 199n
shrinkage technique, 217
usage, 209
- CPAN. *See* Comprehensive Perl Archive Network
- CPLEX optimizer, 337, 349
mixed-integer programming solver, 339n
optimization, 430n
review, 358n
- CPLEX options, specification, 357
- CPLEX solver. *See* AMPL
- Cross-autocorrelations, capture, 451
- Crossing networks, attractiveness, 459n
- Cross-sectional momentum portfolio,
construction, 245
- Cross-sectional momentum strategy,
244–247
optimization, 247–253
- Cross-sectional standard deviation, 246–
247
- Cross-trading, ERISA ban, 106n
- CRRA. *See* Constant relative risk aversion
- Cumulative empirical distribution func-
tion, 182
- Cumulative returns
covariance matrix, 434
usage, 433
- Currency allocations, determination. *See*
Long-term optimal currency allo-
cations
- Currency management, 442–445
- Currency risk, 442
management, 444–445
reduction, 444
- Cutting planes, linear constraints, 287–
288
- CVaR. *See* Conditional VaR
- DAEM. *See* Discounted abnormal earn-
ings model
- Daily drift, 122
- Data
absence/truncation, 153
description, 463
frequency, 153–154
- Dat files, advantages, 347n
- DDM. *See* Dividend discount model
- Decision variables, 299
N-dimensional vector, 317
number, 307
- Decomposition, usage, 275
- Deltas, magnitude, 371
- Derivatives, usage. *See* Portfolio man-
agement
- Diagonal matrix, variances (containing),
374
- Diagonal matrix. *See* Return
- Differentiability, usage. *See* Optimization
problems
- Dimensionality problem, 429
- Dimensionality reduction techniques,
usage, 13
- Dirac delta function, definition, 84n
- Directives, 357
- Disaster level, 56
- Discontinuous utility function, 73
- Discounted abnormal earnings model
(DAEM), 144
- Discounted cash flow approach, 141



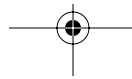
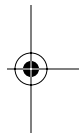


- Discrete and polytopic uncertainty sets, 329
- Discrete programming, 267
- Dispersion measures, 54–56
- Distribution-free, properties, 181–182
- Diversifiable risk, 135
factors, 161
- Diversification
benefits, 18–21, 469
indicators, 212
notion, extension, 19n
relationship. *See* Central Limit Theorem
- Dividend discount model (DDM), 140–146
usefulness, 143
- Dividend payout, 116
- Dollar holdings, 108n
- Dominated portfolios, elimination, 99
- Downside measures, 54, 56–69
- Downside risk
consideration, 405
decrease, 212
measures, development, 57
- Drift, 120
- Duality theory, 316
- Dual norm. *See* Euclidean norm
- Dual problems, 270–271
- Dual variables, 279
usage, 269
- Dynamic factor models, 452
- Dynamic multifactor model, 175–176
- Dynamic programming, 308–312
impact, 428
methods, 291
problems, 309
representation, 310
- EBOM. *See* Edwards-Bell-Ohlson model
- ECNs. *See* Electronic Communications Networks
- Econometric models. *See* Classical asset pricing
sophistication, 451–453
- Economic theory of choice, 41–42
- Econophysics, 32
- Edwards-Bell-Ohlson model (EBOM), 144
formula, 145
- Efficient frontier, 22, 208–211. *See also* Realized out-of-sample efficient frontiers
contrast. *See* Constrained efficient frontiers
linear characteristic, 39n
minimum proportion, usage, 98e
widening, low-correlated assets (increase), 31e
- Efficient market hypotheses, 3
- Efficient portfolios. *See* Feasible efficient portfolios; Markowitz efficient portfolios
weights, 28e
- Eigenvalues, 193
appearance, 159
distribution. *See* Random matrices; Random walks
ratio, 345
- Electronic Communications Networks (ECNs), 457n
- Elkins/McSherry, 416
- Ellipsoidal uncertainty sets, 318–319, 322–324
- Elliptical distributions, 49
- Elliptic distributions, robust estimation, 199
- Elliptic norm, 315n
- EM. *See* Expectation maximization
- Equality, mean-squared sense, 166n
- Equality constraints, 26n
- Equally weighted portfolio, portfolio summary statistics, 223e
- Equally-weighted portfolios, performance, 148
- Equilibrium market price. *See* Risk
- Equity investment, growth, 228e
- Equity securities, consideration, 235n
- Error covariance matrix, estimation, 386
- Error maximizers, 14, 211, 222
- Error term variances, diagonal matrix, 378
- Estimated frontiers, 208–211
- Estimation, robust frameworks, 207





- Estimation error, 54
 - impact, 365
 - sensitivity, 211–213
- Estimators, portfolio, 151
- ETL. *See* Expected tail loss
- Euclidean norm, 315n, 378. *See also* Symmetric positive semi-definite matrix
 - dual norm, 327
- Euro-dollar forward, implementation, 108
- EVaR. *See* Exact sample VaR
- Event risk, 442
- Evolver, spreadsheet optimization solver, 336n
- Exact sample VaR (EVaR), 409
- Ex ante true market portfolio, mean-variance efficient characteristic, 167n
- Execution, immediacy, 457
- Exogenous insights, incorporation, 232–233
- Exogenous predictors, impact. *See* Regression
- Expectation maximization (EM) algorithm, 153
- Expected excess return vector, 236
- Expected returns
 - error, 373
 - estimates, 386
 - uncertainty, 368–377
 - estimation
 - difficulty, 235n
 - error, minimization, 390
 - portfolio summary statistics, 231e
 - example, 98e
 - forecasting, 139
 - maximization formulation, 34
 - relationship. *See* Stocks
 - standard deviation, trade-off, 27
 - vector, 67, 327n
 - worst estimates, 371
- Expected return/standard deviation coordinate, 39n
- Expected risk, forecasting, 139
- Expected shortfall, 63
- Expected tail loss (ETL), 63
- Expected utility maximization problems, 45
- Explicit dual slack variable, 382
- Exponential utility function, 47
- Factor-based market impact model, 419–422
- Factor correlation, absence, 167n
- Factorized uncertainty sets, 330
- Factor loadings, matrix, 378
- Factor models, 13, 161, 377–380
 - estimation, robustness, 396–402
 - issues/considerations, 170–172
 - practice/usage, 168–172
 - relationship. *See* Arbitrage Pricing Theory
- Factor returns, covariance matrix, 378
- Factor structure. *See* Approximate factor structure; Strict factor structure
- Fair equilibrium, 107
- Fair value, 141
- Fat tails, 406
- F-distribution, 320
- Feasible efficient portfolios, 22e
- Feed-back intervention, 233
- Feed-forward intervention, 233
- Finance, dynamic factor models (introduction), 171n
- Financial economics, physical science mathematics (relationship), 2–7
- Financial forecasting models, 10–11
- Financial models, approximate models, 117–118
- Financial optimization software, 339–340
- Finite-dimensional distribution, 130
- First-order condition, 372
- First-order convergence, 278
- First-order derivatives, 341
- First-order Taylor expansions, 284n
- Fisher z transform, 205
- Fixed income indices, 176
- Floating point operations per second (flops), usage, 7n
- Forecasting
 - factors, 416
 - power, 169



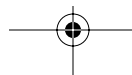


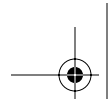
- Fortran language, 342
 Forward deviations, 322n
 Fourth-dimensional cube, 76
 Fourth moment tensors, symmetry, 77
 Free cash flows, 142
 Frobenius norm, defining, 219n, 330n
 Full generality. *See* Return
 Full-scale optimization, 402
 Fundamental factor models, 169–170
 Fund compositions, long-term historical performance, 446
 Future expected returns estimation, Bayesian approaches, 229–253
- GAMS, 334
 commands, usage, 379n
 subroutines, 359
 usage, 359n, 373n
- GARCH. *See* Generalized autoregressive conditionally heteroskedastic
- Gateaux derivative, 183
 Gaussian copula, density, 85
 Gaussian distribution
 retrieval, 82
 Gaussian distribution, variance, 203–204
 Gaussian marginal distributions, 86
 General equilibrium theories (GETs), 118, 131–132, 363
 empirical adequacy, 131n
 Generality, loss, 266
 Generalized autoregressive conditionally heteroskedastic (GARCH) models, 140, 174–176
 multivariate extensions, 174
 Generalized Least Squares (GLS) estimators, 238–239
 Generalized stochastic programming
 objective, 297–298
 General linear constraints, 91–92
 General nonlinear programming problems, 284–285
 General quadratic constraints, 91–92
 General utility function, 46
 Generic optimization problem. *See* Investors
 Genetic algorithms, usage, 336n
 Geometric programs (GP), 263
 Geometric random walk model, 122–124
 drawback, 124
 drift, inclusion, 123
 independent realizations, 124e
 unpredictable processes, 130
 GETs. *See* General equilibrium theories
 Global equity investment strategy, 444
 Global minimum variance (GMV) portfolio, 22–23
 calculation, 67
 inclusion. *See* James-Stein shrinkage estimator
 rebalanced monthly, portfolio summary statistics, 224e
 underperforming, 251
 usage, 227–228
 volatility, 229e
 Global optimal solutions, 263
 Global optimization
 techniques, guarantees, 101n
 website references, 334n
 Global solutions, contrast. *See* Local solutions
 GLS. *See* Generalized Least Squares
 GMV. *See* Global minimum variance
 GNU LP Kit, 334
 GNU MathProg language, 334
 Goal programming (GP) program, 78
 Gordon formula, 450
 Gordon model, 144
 GP. *See* Geometric programs; Goal programming
 Grantham Mayo Van Otterloo and Company (GMO), 422
 Gross domestic product (GDP). *See* Nominal GDP
 Gross error sensitivity, 184
 Growth, value (contrast), 418
- Hessian changes, 282
 Hessian matrices, positive definite value, 278n
 Heteroskedasticity, 152
 Higher moments
 empirical estimation, 54
 estimation, 80–81



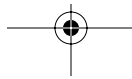
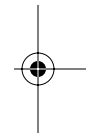


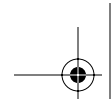
- inclusion. *See* Portfolio optimization; Portfolio selection
- Highly correlated assets, issues, 213
- Historical performance, forecasts, 146
- Holding constraints, 89–90
- Huber weighting function, 195
results, 197
- IAPMs. *See* International asset pricing models
- Ibbotson Associates, 340
- IBM BlueGene/L system, Linpack record, 7n
- IC. *See* Influence curve
- Ice cream cones. *See* Second-order cones
- ID. *See* Independently distributed
- Idiosyncratic return, 165
- Idiosyncratic risk, 20
- IID. *See* Independent and identically distributed
- Ill-conditioning, 344. *See also* Optimization problems
- Implied expected returns, technique, 235n
- Implied volatility, 140, 173
- Importance sampling, 302
- Independent and identically distributed (IID) random variables, 120
- Independent and identically distributed (IID) random vectors, 148n
- Independent and identically distributed (IID) security returns, 147
- Independent and identically distributed (IID) sequence, 122
- Independent and identically distributed (IID) time series, 150
- Independently distributed (ID) processes, 125
- Index replicating portfolio, monthly tracking error, 94e
- Index tracking error, minimization, 92–93
- Indifference curves, 41–43, 43e
points, placement, 42–43
- Inequality constraints, 26n, 259
introduction, 25n
- Inequality sign points, 352
- Influence curve (IC), 183–184
- Information/noise, separation, 199n
- Information ratio, 110n
- Institutional investors, portfolio rebalancing, 417
- Integer constraints, 88, 93
- Integer programming (IP) problem, 267
- Integer programs, 353n
- Integer variables, usage. *See* Mean-variance optimization
- Interest rate swaptions, 6
- Interior-point algorithms, 280n
- Interior-point methods, 272–273. *See also* Nonlinear programming
- Internal rate of return, 143
- International asset pricing models (IAPMs), 443n
- Internet, relationship. *See* Computer technology
- Interquartile range (IQR), 190, 191
- Investment
fractionability, 96
funds, evaluation, 441n
management industry, quantitative techniques, 1–9
strategies, application, 176–177
- Investors
decision-making process, 42
generic optimization problem, 75
utility function, 428n, 429n
- IP. *See* Integer programming
- IQR. *See* Interquartile range
- Iterative procedure, convergence, 107n
- ITG, MI model development, 422
- ITG/Opt, portfolio optimization portfolio, 339, 339n
- i-th order statistic, 186
- James-Stein estimator, 374–376
- James-Stein shrinkage estimator, 375, 387
- James-Stein shrinkage estimator, GMV portfolio (inclusion), 230e
- Japan Index, daily returns (1986–2005), 196e
- Joint distribution, 85. *See also* Return
- JP Morgan/Reuters, 60
- Karmarkar, Narendra, 264n
algorithm, 273



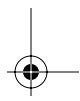
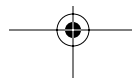


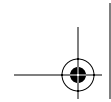
- Karush-Kuhn-Tucker (KKT) conditions, 268, 280
- KKT. *See* Karush-Kuhn-Tucker
- Kurtosis
- impact. *See* Two-asset portfolios
 - matrices, 76–77
 - preferences, 72
 - robust counterparts, 81
 - standard deviation, 74n
 - tensor, 76
- Lagrange multipliers
- usage, 28n, 268
- Lagrangian function, 270
- Large-cap stocks, 169
- Large-scale optimization problem, 342
- Large-scale portfolio optimization problems, 257–258
- Law of one price, 163
- Least median. *See* Squares estimator
- Least median of squares (LMedS), 187–188
- Least squares (LS) estimate, 320
- Least squares (LS) estimator. *See* Re-weighted least squares estimator
- Least squares (LS) regression models, 374–375
- Least trimmed of squares (LTS) estimator, 187–188
- L-estimators, 186
- Leveraged portfolio, 39
- Leverage points, presence, 193
- Lifetime Optimizer, usage, 430n
- LINDO optimizer, 337
- Linear constraints, 88, 325–328
- usage, 89–92
- Linear convergence, 278
- Linear matrix inequality (LMI), 326n, 382
- Linear model, realization, 121–122
- Linear objective function, 423n
- Linear optimization problems, 102
- Linear programming (LP), 261–262, 272–276, 285–288
- fundamental theorem, 274
 - problem, feasible set, 273
 - simplex method, 273–276
- Linear transactions costs, 110n
- Line-search methods, 276. *See also* Nonlinear programming
- Line search strategy, 277
- Liquidity, 170, 459
- constraints, 176
 - high levels, 444n
- Liquidnet, attractiveness, 459n
- LMedS. *See* Least median of squares
- LMI. *See* Linear matrix inequality
- Local convergence, 278
- Local optimal solutions, 263
- Local shift sensitivity, 184
- Local solutions, global solutions (contrast), 260e
- Logarithmic barrier function, 281
- Logarithmic utility function
- example, 75
 - usage, 48n
- Lognormal increments, 125
- Lognormal model, 124–127
- Log price process, 126n, 127n
- Log return, definition, 117
- Long-only constraints, 89
- Long-run equilibrium, 447
- Long-short equity, exposure, 446
- Long-Term Capital Management (LTCM), 176
- Long-term historical performance. *See* Fund compositions
- Long-term optimal currency allocations, determination, 445n
- LOQO optimizer, 337
- Loss function, 63
- Loss risk constraints, 263n
- Low-correlated assets, increase. *See* Efficient frontier
- Lower partial moment, 59–60
- LP. *See* Linear programming
- LS. *See* Least squares
- LTCM. *See* Long-Term Capital Management
- l-th order stationary process, 130n
- LTS. *See* Least trimmed of squares
- Lu, Sa, 78n
- M+1 degrees of freedom, 320



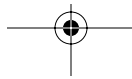
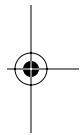


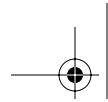
- Macroeconomic factor models, 169
- Macroeconomic variables, 452
- MAD. *See* Mean-absolute deviation; Median absolute deviation
- Malevergne, Yannick, 54n, 81n, 86n, 159n
 - mean-variance approach, 81–86
 - multidimensional case, 84–86
 - one-dimensional case, 82–84
- Marginal rate of substitution (MRS), 79–80
- Market capitalization, 418
- Market equilibrium, tilt, 240
- Market frictions, considerations, 430n
- Market impact cost (MIC), 415, 419, 456
- Market impact (MI), 415–420
 - costs, measurement, 418
- Market model, 170
- Market portfolio, 37
 - term, usage, 37n
 - variance, 134–135
- Market risk, 162
 - premium, determination, 235n
- Market value, relationship. *See* Stocks
- Market variables, 63
- Markowitz, Harry M., 2n, 17, 23n, 35n, 48n, 49n, 57n, 59n, 72n, 233n, 363n, 367n, 402n
 - award, 17n
 - classical framework, 23
 - mean-variance framework, 21
 - portfolio problem, 316–317
 - portfolio theory, simplicity, 154
- Markowitz benchmark-relative efficient frontiers, 210e
- Markowitz efficient frontier, 210e
 - relationship. *See* Capital Market Line
- Markowitz efficient portfolios, 22e
- Mathematical optimization, 257
- Mathematical programming, 258–267
- MATLAB, 383
 - Optimization Toolbox, 346
 - output, 352–353
 - usage, 14, 338, 350
- Matrices. *See* Covariance matrices
 - arrays, manipulation, 352
 - null space, 399n
 - product, diagonal elements, 381
 - pseudo-inverse, definition, 400n
 - robust estimation. *See* Correlation
- Maximal Sharpe ratio optimization problem, 37–38
- Maximization objectives, 297n
- Maximum likelihood estimation (MLE), 168
- Max-min problem, 371
- Mean, confidence intervals, 202–204
- Mean-absolute deviation (MAD), 55–56
- Mean absolute deviation (MeanAD), 190
- Mean-absolute moment, 56
- MeanAD. *See* Mean absolute deviation
- Mean-CVaR95%, mean-variance efficient portfolios (comparison), 69e
- Mean-CVaR optimization approach, 67–68
- Mean-CVaR portfolios, efficient frontiers, 68e
- Mean-risk models, 313n
- Mean-risk objective function, defining, 293
- Mean-risk setting, 12–13
- Mean-risk stochastic models, 303–306
- Mean-risk stochastic problems, 292
- Means, autocorrelations/time-dependence, 126
- Mean-standard deviation, 55
 - optimization, generalization, 430
- Mean-variance analysis
 - MPT, relationship, 17
 - overview, 21–23
- Mean-variance approach, 55
- Mean-variance efficient frontier, 22. *See also* Country equity indices
 - mean-CVaR efficient frontier, relationship, 69
- Mean-variance efficient portfolios, comparison. *See* Mean-CVaR95%
- Mean-variance optimization, 17, 23
 - formulations, alternatives. *See* Classical mean-variance optimization framework, instability, 213
 - integer variables, usage, 354–358
 - large data requirements, 215
 - practical problems, 208–215
 - sensitivity, 149



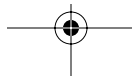
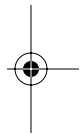
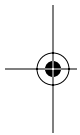


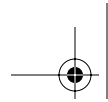
- Mean-variance optimization, classical framework, 24–35
- Mean-variance optimized portfolios, 149
- Mean-variance portfolio
 - optimization, usage, 17–18
 - risk aversion formulation, portfolio summary statistics, 225e
- Mean-variance risk aversion formulations, transaction costs (inclusion), 102
- Median, definition, 189
- Median absolute deviation (MAD), 190
- M-estimators, 185–186
 - basis. *See* Robust regressions
 - forms, alternatives, 194
- MI. *See* Market impact
- MIC. *See* Market impact cost
- MILP. *See* Mixed-integer linear program
- Minimax problem, solution, 188–189
- Minimization objectives, 297n
- Minimization problem, value, 316
- Minimum holding constraints, 95
- Minimum variance portfolios, 22
- MINLP, 338
- MINOS, usage, 316
- Minvarint.mod, 355–356
- Minvar.m, 351
- Minvar.mod, 348–349
- MIP. *See* Mixed-integer programming
- Mixed estimation, 208
 - technique, 238
- Mixed-integer linear program (MILP), 346
- Mixed-integer problems, 353n
- Mixed-integer programming (MIP) problem, 267
- Mixed-integer programs, 285
- Mixing conditions, 19n
- MLE. *See* Maximum likelihood estimation
- Model-based trading strategies, 447–456
- Model file, creation, 347
- Model risk
 - management, 12
 - mitigation, 392
- Model robustness, concepts, 313n
- Modern financial economics, development, 2
- Modern Portfolio Theory (MPT), 2, 17
 - investment process, 23e
 - relationship. *See* Mean-variance analysis
- Mod files, advantages, 347n
- Moment of order, square root, 82
- Momentum strategy, 448–449
 - annualized volatility, comparison, 247e
 - equity growth, 246e
 - profit decrease, 244
 - summary statistics, 248e
- Monotonicity, property, 63n
- Monte Carlo sampling methods, 303
- Monte Carlo simulation, 364
 - usage, 442
- Monthly tracking error. *See* Index replicating portfolio
- Morgan Stanley Capital International (MSCI) Barra model, 171
- Morgan Stanley Capital International (MSCI) World Index, 463
 - annualized expected returns/standard deviations/correlations, 30e
 - changes, 93
 - correlation matrix, 470e
 - country equity indices, 27
 - country indices, 220, 245
 - daily returns, statistics, 466e, 467e, 468e
 - data set, 80–81
 - equity, growth, 221e, 246e, 250e
 - market capitalization weights, 464e–465e
 - monthly volatility, optimized strategy (monthly portfolio volatility comparison), 251e
- MSCI Standard Methodology Book*, 466
- one-year rolling volatility, 469e
- portfolio
 - rebalancing, 220–229
 - volatility, 222e
 - summary statistics, 226e, 249e
 - tracking portfolio, construction, 92–93





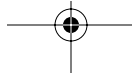
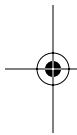
- two-year rolling correlations, 471e
- Mortgage-backed securities, portfolios, 301
- MOSEK optimizer, 337
- MRS. *See* Marginal rate of substitution
- Multiaccount optimization, 106–110
 - difference, 110
 - problem
 - form, 109
 - formulation, 107–108
- Multiobjective optimization problem, 79
- Multiperiod allocation problem, stochastic/dynamic programming formulations, 435n
- Multi-period optimization, 423
- Multiperiod portfolio allocation model, development, 427–435
- Multistage models, value (expectation), 293
- Multistage portfolio allocation problem, 429n
- Multistage problems, dimension (reduction), 303
- Multistage stochastic linear programs, 296
- Multistage stochastic methods, 294–303
 - considerations, 301–303
- Multistage stochastic programming models, 294
 - completion, 298
 - usage, 309–310
- Multistage stochastic programming problems, 358
- Multivariate random vector, formula, 197–198
- Multivariate random walk model, 127–130
- Myopic (short-sighted) behavior, 21
- NASDAQ, stock trade, 421
- N-dimensional confidence region. *See* Parameters
- N-dimensional portfolio vector, 63
- N-dimensional variable, 284
- N-dimensional vector, 277
- NEOS. *See* Network Enabled Optimization System
- Nested Benders decomposition, 302
- Netlib repository, 338–339
- Network Enabled Optimization System (NEOS), 335
 - Guide, access, 336n
 - Server, access, 336n
- Newey-West corrections, 152
- Newton-type methods, 276. *See also* Nonlinear programming
 - drawbacks, 278–279
- Nippon Oil
 - daily returns (1986-2005), 191e
 - regression, 195
- NLP. *See* Nonlinear programming
- Nominal GDP, 145
- Nonanticipativity condition
 - representation, 296
 - writing, 300
- Nondeterministic polynomial time, 100
- Non-discrete numbers, asset holding representation, 312n
- Nondiversifiable risk factors, 161
- Nonlinear constraint, 88, 382n
- Nonlinear expressions, Schur complements (recognition), 382n
- Nonlinear problems, 431n
- Nonlinear programming (NLP), 259, 276–285
 - barrier methods, 279–284
 - interior-point methods, 279–284
 - line-search methods, 276–279
 - Newton-type methods, 276–279
 - packages, usage, 77
 - problem, 281–282
- Nonlinear solvers, 316
- Nonnegative variables, 109
 - difference, 369n
- Nonparametrical property, 181–182
- Nonparametric estimator, 150–151
- Nonrobust formulation, 367
- Nonstationary process, 452n
- Nonsystematic return, 165
- Nonsystematic risk, 135
 - acceptance, 167
- Nontrivial linear combination. *See* Securities
- Nonzero weight, obtaining, 366

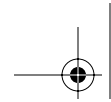




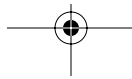
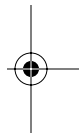
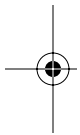
- Normal VaR (NVaR), 406, 409
- Normative theory, 18
- Northfield Information Services, 339
- Northfield Optimizer, 339n
- NP-complete, 100
- NP-completeness, definition, 100n, 329n
- Numerical optimization, 257
- Numerical Recipes, 338
- NVaR. *See* Normal VaR

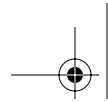
- Objective function, 259
- Off-diagonal entries, 266
- One-day lagged sorting, 245
- One-month LIBOR, 471, 472e
- OPL Studio (ILOG), 335
- Optimal asset weights (ranges), 99% CVaR
 - sample optimization (usage), 404e
- Optimality, principle, 311
- Optimal multiperiod portfolio allocation tools, 430n
- Optimal policy/control, 311
- Optimal portfolio
 - allocation decision, considerations (incorporation), 424–427
 - CML, relationship, 44e
 - computation, 56
 - rebalancing
 - optimizer, usage, 422–435
 - problem, 11–12
 - selection, 41–45
 - usage, 43–45
 - weights
 - calculation, 26–27
 - formula, 36–37
 - sensitivity, 445n
- Optimization
 - algorithms, process, 272–288
 - duality theory, 269–272
 - modeling languages, 334, 373n
 - matrix trace capability, 381n
 - performing, 422–424
 - data files, usage, 347n
 - software, 333–340
 - considerations, 340–346
 - solver, 314n
 - technical area, 258
 - techniques, 26
 - uncertainty, impact, 291
 - software specialization, 358–360
 - usage. *See* Reverse optimization
- Optimization problems
 - collapse, 79
 - computation properties, 321
 - constraints, 341
 - dense/sparse problems, contrast, 341–342
 - derivative information, usage, 341–342
 - differentiability, usage, 345–346
 - dimension, reduction, 109n
 - formulation, 341, 347
 - global solution, 260
 - ill-conditioning, 344–346
 - examples, 344–345
 - implementing/solving, 333
 - medium-size/large-size problems, contrast, 341–342
 - numerical issues, 343–344
 - optimizer, usage, 342–344
 - progress, monitoring, 342–343
 - results, analysis, 343
 - robust counterpart, 409n
 - scaling, 344–346
 - smoothness, usage, 345–346
 - solution process, 340–343
 - solver-friendliness, 369n
 - structure, knowledge, 353n
 - types, robust counterparts, 325
 - user interface/settings, 342
- Optimized strategy
 - equity growth, 250e
 - monthly rebalancing, portfolio summary statistics, 252e
- Optimizer
 - selection, 341–342
 - usage. *See* Optimal portfolio
- Option pricing purposes, 154
- OSL/SE, 302, 358
- OTC. *See* Over-the-counter
- Oustry, Francois, 387n, 407n
- Out-of-sample data, 454
- Out-of-sample performance, 211
- Out-of-sample testing, 12
- Out-of-the-money calls/puts, sale, 441n
- Overfitting, cause, 455



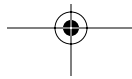


- Overperformance, 55
 - penalization, 59
- Overshoot variables, 96–97
- Over-the-counter (OTC) derivatives, 441
- Pairs trading, 453
- Pairwise covariances, robust estimation, 199
- Parameters
 - regression-based factor model estimates, uncertainty sets (usage), 319–325
 - vector, N-dimensional confidence region, 372–373
- Pareto optimal outcome, 110n
- Passive management, 92
- Past loser portfolio, 448
- Past shocks, sum, 122, 452n
- Past winner portfolio, 448
- PCA. *See* Principal component analysis
- Peer group, outperforming, 101
- Penalty parameter, 345
- PENOPT, 338
- Pension funds, asset/liability management, 301
- Per-shared residual income, 145
- PERT. *See* Program Evaluation and Review Technique
- PGP. *See* Polynomial goal programming
- Physical science mathematics, relationship. *See* Financial economics
- Piecewise-linear approximations. *See* Transaction costs
- Piecewise-linear function, 104e, 423
- Pivotal quantities (pivotal), 201
 - distribution, degrees of freedom, 203
- Policy vector, 309
- Polyhedral norms, 321
- Polyhedral uncertainty sets, 319
- Polyhedron, concept, 326n
- Polynomial goal programming (PGP)
 - approach, 78
 - usage. *See* Portfolio optimization
- Polytope, 273
- Polytopic uncertainty set, 318–319, 329
- Portfolio. *See* Leveraged portfolio
 - choice, framework, 45–50
 - constraints, usage, 88–101
 - CVaR, minimization, 407
 - efficient frontier, calculation, 99
 - expected return, enhancement, 440
 - GMV, equivalence, 28
 - holdings, nonsmooth/nonconvex function, 62
 - loss, excess, 61n
 - manager
 - beliefs, differences, 147
 - parameter selection, 97
 - mean, function, 45
 - performance, benefits, 377
 - rebalancing, 11–12, 410–413, 422–424
 - necessity, 208
 - optimizer, usage. *See* Optimal portfolio
 - resampling techniques, 364–367
 - residual return/risk, ratio, 110n
 - Sharpe ratio, usage, 441n
 - standard deviation, 20, 431n
 - summary statistics. *See* Equally weighted portfolio; Expected returns; Global minimum variance portfolio; Mean-variance portfolio
 - theory, concepts, 7
 - turnover, 89
 - variance, 425
 - argument, 154–155
 - worst-case value, 381
 - volatility
 - comparison. *See* Morgan Stanley Capital International World Index control, 155
- Portfolio allocation
 - consideration, 422–424
 - model, development. *See* Multiperiod portfolio allocation model
 - performance, 72
 - process (inputs), uncertainty (incorporation), 214–215
 - single-period ideas, 427
- Portfolio management
 - book overview, 12–14
 - book purpose, 9–12
 - derivatives, usage, 440–442
 - program evaluation, 155–157
 - review technique, 155–157





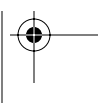
- Portfolio optimization
 - book overview, 12–14
 - book purpose, 9–12
 - formulation, 91
 - higher moments (inclusion), polynomial goal programming (usage), 78–80
 - performing, 89
 - problems, 49
 - implementation, examples, 346–358
 - procedures, correction, 400n
 - robust modeling, uncertain parameters. *See* Classical mean-variance portfolio optimization
 - usage. *See* Robust mean-variance portfolio optimizations
- Portfolio returns, 58
 - distribution, 306n
 - robustification, impact (study), 385
- Portfolio risk, 91
 - characteristics, modification, 440
 - decrease, 31–32
 - estimation, 172
 - measures theory, advances, 53
- Portfolio selection
 - higher moments
 - inclusion, 70–77
 - mathematics, 76–77
 - practice, 87n
 - theory, 23
 - utility expansions, inclusion, 70–77
- Portfolio weights
 - positive/negative values, 33
 - representation, 96
 - selection, 25
- Posit, attractiveness, 459n
- Position, sale/purchase (timing), 459n
- Positive homogeneity, property, 63n
- Positive semidefinite matrix, 265n, 382n
- Positive theory, 18
- Postoptimization, 95
- Posttrade measures, prices (usage), 414
- Premium Solver Platform, 336n
- Pretrade measures, prices (usage), 414
- Price
 - distribution, 124
 - equilibrium, restoration, 163
 - momentum, 418
 - volatility, 418
- Price/book (P/B) ratio, 449
- Price/dividend (P/D) ratio, 449
- Price/earnings (P/E) ratio, 449
- Price process, realizations, 127e
 - log price processes, correspondence, 129e
- Primal-dual interior point method, 269, 283–284
- Primal problems, 270–271
 - value, 316
- Principal component analysis (PCA), 168, 408n
- Prior distribution, 232
- Probability
 - density function, 83
 - distribution, 183, 387, 406
 - subjective interpretation, 232
- Probability theory, Tschebycheff bound (multi-dimensional version), 407n
- Productivity enhancement. *See* Automation
- PROF language, 338
- Program Evaluation and Review Technique (PERT), 156
- Projected Lagrangian method, 337
- Proportional minimum holding constraints, 98–99
- Proprietary trading, application, 176–177
- Pseudo-inverse, 400. *See also* Matrices
- QMIP. *See* Quadratic mixed integer program
- QP. *See* Quadratic program; Quadratic programming
- QS. *See* Convex quadratic programming
- Quadratic constraints, 88, 328–331. *See also* General quadratic constraints
 - usage, 89–92
- Quadratic convergence, 278
- Quadratic mixed integer program (QMIP), 97
- Quadratic optimization problems, 102–103
- Quadratic optimization program, conversion, 369n

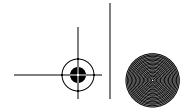




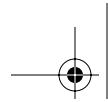
- Quadratic programming (QP), 262–263
Quadratic program (QP), 26, 97
Quadratic risk of error function, 151n
Quadratic utility
 function, 47, 47n
 usage, 48
Qualitative robustness, 182–183
Quantile-based risk measure, 405
Quantitative analyst (quant), term (usage),
 6n
Quantitative investment management,
 439
Quantitative return-forecasting tech-
 niques, 447–456
Quantitative risk-return optimization,
 application, 4
Quantitative robustness, 182–183
Quasi-Newton method, 337

Random coefficient realizations, assump-
 tions, 314
Randomization techniques, 455
Random matrices, 157–160
 eigenvalues, theoretical distribution,
 159e
Random Matrix Theory (RMT), 157
Randomness, denotation, 425n
Random process, realizations, 295n
Random variable, central moments, 74
Random walk models, 118–131. *See also*
 Arithmetic random walk model;
 Geometric random walk model;
 Multivariate random walk model;
 Simple random walk model
 application, 118n
Random walks, eigenvalues (distribu-
 tion), 159e
Range rebalancing, 412
Rational investor, behavior, 367
Raw descriptors, 169
Realized out-of-sample efficient fron-
 tiers, 410e
Real-world portfolios, zero portfolio
 variance, 20
Real-world utility functions, 73
Rebalancing. *See* Calendar rebalancing;
 Morgan Stanley Capital Interna-
 tional World Index; Portfolio;
 Range rebalancing; Threshold
 rebalancing
 costs, 429
 optimizer, usage, 413. *See also* Opti-
 mal portfolio
 portfolio summary statistics. *See*
 Optimized strategy
Reduced gradient method, 337
Regression
 equations, 192
 models
 exogenous predictors, impact, 449–
 450
 selection/testing, 453–456
 robust estimators, 192–200
 robustness, illustration, 195–197
 spuriousness, 453
Regression-based factor model estimates,
 uncertainty sets (usage). *See*
 Parameters
Rejection point, 184
Relative pricing model. *See* Arbitrage
 Pricing Theory
Relative view, 234
Report of the President's Working Group
 on Financial Markets, 176n
Resampled portfolio weights, 365
Residual income valuation model (RIM),
 140–146
 error sensitivity, 144
 fair value, denotation, 146
Residual risk, 135
Residual variance, estimate, 241
Resistant estimators, 183–185
R-estimators, 186
Return
 consideration, 2
 covariance matrix, 236
 forecasting, 392
 joint distribution, 82
 multifactor model, 129–130
 process, dependencies (full general-
 ity), 127–128
 stationary process, 131
 uncertainty, 149
 volatilities, diagonal matrix, 173





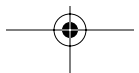
- Return covariance matrix estimates, uncertainty, 377–384
- Return on equity (ROE), 145
- Reversal models, 448
- Reversal strategy, 448–449
- Reverse optimization, usage, 235n
- Reward function, 308–309
- Rewweighted least squares (RLS) estimator, 187–188
- RIM. *See* Residual income valuation model
- Risk. *See* Portfolio risk
- coherent measure, 63n
 - consideration, 2
 - constraint, equal sign (replacement), 34n
 - equilibrium market price, 40–41
 - exposures, 90
 - forecasting, 392
 - management/mitigation. *See* Model risk minimization optimization models, 397
 - premium, 41, 161
 - risk-free rate, addition, 41
- RiskAver, 220, 221
- Risk aversion
- formulation, 35. *See also* Mean-variance portfolio
 - parameter, calibration, 227n
- Risk factors, 161
- constraints, 90
 - estimation, 171
- Risk-free asset
- assumption, 36
 - inclusion, 39n
 - presence, 41–45
 - zero variance, 36
- Risk-free rate, investment, 41
- Risk measure, 63n. *See also* Coherent risk measures
- invention, race, 53–54
- RiskMetrics, usage, 60
- Risk minimization formulation, 25
- Risk model performance (decomposition), risk model accuracy/forecasted risk level (usage), 397e
- RiskOptimizer, spreadsheet optimization solver, 336n
- Risk/return analysis, mathematical core, 425n
- Risk-return optimization routines, recommendations, 11
- Risky assets, short-selling restrictions (absence), 36n
- RLS. *See* Reweighted least squares
- RMT. *See* Random Matrix Theory
- Robust asset allocation, issues, 396–410
- Robust correlation coefficient, definition, 199–200
- Robust counterparts, 314, 371. *See also* Optimization problems
- Robust covariance, definition, 199
- Robust efficient frontiers, 390e
- Robust estimation, 10–11, 179. *See also* Correlations; Covariance
- Robust estimators. *See* Center; Regression; Scale; Spread
- statistical estimation technique, 5
- Robustification, impact (study). *See* Portfolio returns; Turnover
- Robust mean-variance formulations, 368–384
- Robust mean-variance portfolio optimizations, usage, 386–387
- Robust modeling, uncertain parameters. *See* Classical mean-variance portfolio optimization
- Robust multiperiod optimization problem, $N \times T$ constraints/variables (inclusion), 435n
- Robustness, 402–410. *See also* Qualitative robustness; Quantitative robustness; Regression
- concept, 9–10, 395
 - definition, 182
- Robust optimization, 312–331, 432
- methodology, 364
 - methods, 291–292
 - philosophy, 294
 - reference, 313
- Robust parametric value-at-risk (RPVaR), 409
- approximation, 405–410
- Robust portfolio allocation, 11, 367–391
- models, 392–393

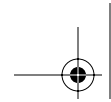


- Robust portfolio management, trends/
direction, 395
- Robust property, 181–182
- Robust quantitative investment frame-
work, concept, 10
- Robust regressions
 - estimate, 197
 - M-estimators, basis, 194
 - W-estimators, basis, 194–195
- Robust Sharpe ratio optimization, 384–
386
- Robust statistics, 181–192
 - coinage, 181
 - illustration, 190–192
 - intuition, 179–180
- ROE. *See* Return on equity
- Rolling horizon
 - problem, 433
 - usage, 433n
- Round lot constraints, 96–97, 100
- Roy, Andrew D., 57n, 60n
 - safety first, 57–59
- RPVaR. *See* Robust parametric value-
at-risk

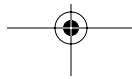
- Safety first. *See* Roy
- Sample CVaR, 409
- Sample mean estimators, 146–157
 - considerations, 152–155
- Sampling
 - frequency, increase, 153
 - inherent risks, 403–405
 - techniques, 455
- Scale
 - estimates, 189
 - robust estimators, 188–190
- Scaling. *See* Optimization problems
 - factor, 245
 - matrix, 326n
- Scenarios, form, 305
- Scenario tree, 298
 - example, simplification, 299e
- Schur complements, 382
 - recognition. *See* Nonlinear expressions
- SDP. *See* Semidefinite program
- SDPT3 solver, 335–337
- Search direction, 277

- Second-order cone program (SOCP),
263, 264
 - absolute values, containment, 369n
 - constraints, 331, 379n
 - convex optimization problems, 431n
 - modeling interfaces, specialization,
373n
 - problems, 336n, 373n
 - solver, 329, 379
 - VaR problem, formulation, 409n
- Second-order cones (ice cream cones),
264
- Second-order convergence, 278
- Second-order derivatives, 278
- Second order stationary process, 130n
- Second-order Taylor expanses, 284n
- Second-stage optimization, 423
- Securities
 - nontrivial linear combination, 137
 - return, systematic impact, 166–167
- Securities transaction, nonexecution, 421n
- Security market line (SML), 135–136
- SeDuMi solver, 335–337, 383
- Sell variables, introduction, 109n
- Semidefinite matrices, cone, 265
- Semidefinite programming, interior point
methods (complexity results), 266n
- Semidefinite program (SDP), 263, 265,
380
 - constraints, 331
 - duality, complication, 271n
 - exception, 271–272
 - modeling interfaces, specialization, 373n
 - problems, implementation, 383n
 - YALMIP problem, 383n
- Semideviation, definition, 304
- Semideviation-type risk measures, 63n
- Semivariance, 59
- Sensitivity analysis, 291
 - importance, 213
- Sequential linear programming (SLP),
284n
- Sequential quadratic programming (SQP),
263
 - approach, 284–285
 - implementations, 285





- Sharpe, William F., 3n, 17, 35n, 133n, 151n, 162n, 170n, 217n, 235n, 321n
 classical single-index factor model, 151
 Sharpe ratio, 321
 basis, 246
 maximization, 410
 optimization. *See* Robust Sharpe ratio optimization
 sample, 250
 usage. *See* Portfolio
- Shocks, sum. *See* Past shocks
- Shortfall probability, 212
- Short-selling constraints
 absence, 66
 addition, 33–34
 effect, 33e
- Short-selling restrictions, absence. *See* Risky assets
- Short-term portfolio performance, importance, 443
- Shrinkage, 207
 covariance matrix estimators, 219–220
 estimation, 215–229, 386
 estimators, 207, 386
 portfolios, 151n
 intensity, 216, 219n
 target, 217–218, 230e, 375
 techniques, 150
- Simple net return. *See* Asset
- Simple random walk model, 119
- Simplex method, 272–273. *See also* Linear programming
- Single-factor model, 218
 example, 397–398, 401–402
- Single-number descriptors, 179
- Single-period mean-risk optimization, 305
- Single-period portfolio allocation problems, 424
- Single-period portfolio return, 431n
- Single-period rebalancing formulations, 435
- Single-step optimization, 423
- Size factor, 169
- Skew
 impact. *See* Two-asset portfolios matrices, 76–77
 preferences, 72
 robust counterparts, 81
 standard deviation, 74n
 tensor, 76
- SLP. *See* Sequential linear programming
- Small-cap stocks, 449
- SML. *See* Security market line
- Smoothness, usage. *See* Optimization problems
- SNOPT, 338
- SOCP. *See* Second-order cone program
- Solution robustness, concepts, 313n
- Sornette, Didier, 54n, 81n, 86n, 159n
 mean-variance approach, 81–86
 multidimensional case, 84–86
 one-dimensional case, 82–84
- Sparse matrix techniques, 342
- Special Projects Office, 156n
- Spectral decomposition, 379
- Spectral norm. *See* Symmetric positive semi-definite matrix
- SPInE, 302
- Spread, robust estimators, 190
- SQP. *See* Sequential quadratic programming
- Squares estimator. *See* Reweighted least squares estimator
 least median, 187
 least trimmed, 187
- S-shaped utility function, 73
- S-shape utility functions, 402
- Standard deviations. *See* Morgan Stanley Capital International World Index
 example, 98e
 incoherence, 63n
 usage, 27n, 39n
- Standard forms, 261
- Standardized third/fourth central moments, 74n
- Standard & Poor's 500 (S&P500) covariance matrix, 160
- Starting vector, usage, 342
- State-space models, 452
- Static models, focus, 179n
- Stationary models, 130–131. *See also* Trend-stationary models





- Stationary process, 130n
Statistical factor model, 168–169
Statistical shrinkage, 370
Steepest descent, method, 277–278
Stein paradox, 216
Stochastic optimization problem, block-matrix formulation, 297
Stochastic programming, 293–308
 approach, actions (sequence), 298e
 methods, 291
 software, information/website, 359n
Stochastic volatility models, 175–176
Stock index futures, usage, 444n
Stock picking, 447
Stock price process, 122
Stocks, market value/expected return (relationship), 143e
Strict factor structure, 165n
Strictly stationary process, 130
Strict white noise, 120
Strongly stationary process, 130n
Strong white noise, 120
Structured stochastic volatility (SV) models, 175
Subadditivity, property, 63n
Suboptimal portfolios, 72
Subrahmanyam, Avanidhar, 244n
Sungard (WealthStation), 340
Super Bowl theory, 455
Supply/demand equilibrium, 132
SV. *See* Structured stochastic volatility
Symmetric matrices, 330
 space, inner product, 381n
Symmetric positive semi-definite matrix, Euclidean/spectral norm, 330n
Systematic risk, 133, 162
 factor, 166

Tail risk, 442
Tail VaR, 63
Tangency portfolio, 37
 term, usage, 37n
Targeted expected portfolio return constraint, replacement, 25n
Targeted expected return, 34
Taylor expansion, 442
TC. *See* Transaction costs

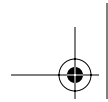
Tchebycheff's inequality, usage, 58n
Tensor notation, usage, 77
Termination criterion, 272
Test set, 455
Test statistic, 365
Theorem of Fisher, 203
Theoretical models. *See* Classical asset pricing
Theoretical value, 141
Theory of choice. *See* Economic theory of choice

Third moment tensors, symmetry, 77
Three-dimensional cube, 76
Threshold rebalancing, 412
Tiered uncertainty sets, 324
Time horizon, level (arbitrariness), 126
Time-variation, correlation exhibition, 469, 471
Time-varying variance, 130
T-M-1 degrees of freedom, 320
TOMLAB environment, 338, 355
Total transaction costs, 105

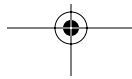
Tracking error, 91. *See also* Average yearly tracking error; Index replicating portfolio
 absence, 444n
 computation, 429
 constraints, 90–91
 minimization. *See* Index tracking error
Tracking portfolio, construction. *See* Morgan Stanley Capital International World Index

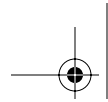
Trade-based factors, 416–418
Trade-based independent variables, 416
Trade execution, importance, 456–460
Trades, market impact, 106
Trading costs, observation, 110
Trading risks, hedging, 426
Training set, 455
Transaction costs (TC). *See* Linear transactions costs; Total transaction costs
 description, nonlinear functions (usage), 107n
 fair distribution, 106
 inclusion. *See* Mean-variance risk aversion formulations





- Transaction costs (*Cont.*)
 incorporation. *See* Asset allocation
 low levels, 444n
 modeling, 104e, 413–422
 models, incorporation, 101–102
 piecewise-linear approximations, 103–106
 piecewise-linear functions, 104–105
 understanding, 413–422
- Transaction size constraints, 95
- Transfer entropies, 128
- Transitory impact matrix, 426n
- Translational invariance, property, 63n
- Trend-stationary models, 130–131, 136
- Treynor-Black model, 234n
- Trimmed mean, 186, 189
- True covariance matrix, 209
- True frontiers, 208–211
- True portfolio allocation problem formulation, expression, 426
- Turnover
 constraints, 89
 generation, 449
 robustification, impact (study), 385
- Two-asset portfolios, 70
 skew/kurtosis, impact, 71e–72e
- Two-dimensional Cartesian plane, consideration, 26
- Two-point discrete probability distribution, 404
- Two-stage models, value (expectation), 293
- UIP. *See* Uncovered interest-rate parity
- Uncertain parameters
 vector, 315
 worst-case realization, 388
- Uncertainty. *See* Expected returns; Return; Return covariance matrix estimates
 impact. *See* Optimization
 tolerance, total budget, 371n
- Uncertainty sets. *See* Asymmetric uncertainty set; Box uncertainty set; Ellipsoidal uncertainty sets; Polyhedral uncertainty sets; Polytopic uncertainty set
 conic constraint, expression, 326
 construction, 324
 definition, 377
 definition, appropriateness, 391
 distance, scaling, 371n
 restrictions, 389
 selection, 317–325, 368
 usage. *See* Parameters
- Unconstrained efficient frontiers, contrast. *See* Constrained efficient frontiers
- Unconstrained optimization problem, 259–260
- Uncovered interest-rate parity (UIP), 445n
- Undershoot variables, 96–97
- Unique risk, 135
- Unit root process, 452n
- Unstructured estimator, 150–151
- Unsystematic risk, 133, 135
 elimination, 163
- Upper bound matrix, derivation, 380
- Upstairs market transaction, 421n
- User-defined tolerance, 272
- Utility expansions, inclusion. *See* Portfolio
- Utility functions, 42. *See also* General utility function; Quadratic utility function
 differences, 47e
 graphical form, 42–43
 information, 45–50
 usage, 41–43. *See also* Logarithmic utility function
- Value asset-specific risk, 442
- Value-at-Risk (VaR), 60–62. *See also* Conditional VaR; Exact sample VaR; Normal VaR; Robust parametric VaR; Sample CVaR
 assignments, 61
 defining, methods, 61
 JP Morgan development, 60
 losses, magnitude, 62
 optimization, number (size), 307n
 portfolio problem, 215
 risk measure, 62
- Value function
 approximation methods, 312
 estimation, 310–311





- Vanguard Group, index fund creation, 4
- VAR. *See* Vector-autoregressive
- VaR. *See* Value-at-Risk
- Variables
- change, 433n
 - empirical covariance, 198
- Variance. *See* Gaussian distribution autocorrelations/time-dependence, 126
- Variance-covariance matrix, 128
- entries, number, 129
 - estimation, 197
 - fluctuations, 158e
- Vector arrays, manipulation, 352
- Vector-autoregressive (VAR) model, 451
- Volatility, 120. *See also* Implied volatility
- correspondence, 122
 - estimation, approaches, 172–176
 - models. *See* Stochastic volatility models
 - prespecification, 34
- Volume-weighted average price (VWAP), 415, 459
- calculation, 414
- Von Mises variables, 83n
- VWAP. *See* Volume-weighted average price
- Wagner Math Finance, 340
- Weakly stationary process, 130n
- Webpages, availability (study), 8n
- W-estimators, basis. *See* Robust regressions
- White noise, 120. *See also* Strict white noise; Strong white noise
- term, 123
- Winsorized mean, 189
- Winsorized standard deviation, 190
- Winsor's principle, 185
- Wishart distribution, 148n
- World Wide Web, usage, 8
- Worst-case expected portfolio return, minimization, 369
- Worst-case model misspecification, 214
- Worst-case portfolio performance, improvement, 391
- Worst-Case VaR (WVaR), 409
- WVaR. *See* Worst-Case VaR
- XPRESS optimizer, 337
- YALMIP language, 338, 381n, 383
- Zero-mean, finite-variance uncorrelated variables, 120
- Zero-mean stationary process, 131
- Zero net alpha-adjustment, 387–391
- Zero net alpha adjustment method, 323
- ZIMPL, 334



