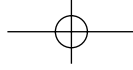


## CONTENTS

### What This Book Will Do for You xix

<b>Part 1</b>	<b><i>Reports and Filings</i></b>	
<b>One</b>	<b>Chief Financial Officer's Reports</b>	<b>3</b>
	<b>Governmental Reporting • 7</b>	
	<b>Reporting Under the Sarbanes-Oxley Act • 8</b>	
	<b>Other Reporting • 9</b>	
<b>Two</b>	<b>Securities and Exchange Commission Filings</b>	<b>10</b>
	Form S-1 • 11	
	Form S-2 • 11	
	Form S-3 • 11	
	Form S-4 • 11	
	Form S-8 • 11	
	Form S-18 • 12	
<b>Part 2</b>	<b><i>Financial Accounting</i></b>	
<b>Three</b>	<b>Financial Statement Reporting: The Income Statement</b>	<b>19</b>
	<b>Revenue Recognition • 22</b>	
	Construction Contracts • 23	
	<b>Expense Recognition • 30</b>	
<b>Four</b>	<b>Financial Statement Reporting: The Balance Sheet</b>	<b>38</b>
	Inventory • 42	
	Retail Lower of Cost or Market Value Method (Conventional Retail) • 44	
	Retail LIFO • 44	
	Losses on Purchase Commitment • 47	
	Inventory Valuation Problems • 47	
	Inventory Stated at Market Value in Excess of Cost • 47	
	Disclosure • 55	
	Accounting for Compensated Absences • 66	

	Environmental Obligations • 68	
	Exit or Disposal Activities • 70	
	Fair Value Measurements • 71	
	<b>The Fair Value Option for Financial Assets and Financial Liabilities • 73</b>	
	<b>Electing the Fair Value Option • 74</b>	
	<b>Events • 75</b>	
	<b>Instrument Application • 75</b>	
	<b>Balance Sheet • 76</b>	
	<b>Statement of Cash Flows • 76</b>	
	<b>Disclosures • 76</b>	
	<b>Eligible Items at Effective Date • 78</b>	
	<b>Available-for-Sale and Held-to-Maturity Securities • 79</b>	
<b>Five</b>	<b>Statement of Cash Flows</b>	<b>92</b>
	<b>Analysis of the Statement of Cash Flows • 96</b>	
<b>Six</b>	<b>Accounting and Disclosures</b>	<b>105</b>
	<b>Accounting Changes • 105</b>	
	Debtor • 111	
	Creditor • 113	
<b>Seven</b>	<b>Key Financial Accounting Areas</b>	<b>124</b>
	<b>Investments in Stocks and Bonds • 126</b>	
	<b>Leases • 137</b>	
	Lessee • 138	
	Lessor • 141	
	<b>Pension Plans • 149</b>	
	<b>Postretirement Benefits Excluding Pensions • 161</b>	
	<b>Income Tax Allocation • 165</b>	
	Deferred Tax Liability vs. Deferred Tax Asset • 168	
	Tax Rates • 171	
	Extensions of Tax Allocation • 173	
	Temporary Difference • 173	
	Amount of Temporary Difference • 174	
	<b>Foreign Currency Accounting • 174</b>	
	Translation of Foreign Currency Statements When the Foreign Currency Is the Functional Currency • 178	



Contents ix

**Eight Interim and Segmental Reporting 185**

**Part 3 Management Accounting**

**Nine Cost Management and Analysis 197**

Overhead Costing: A Single-Product  
Situation • 198

Overhead Costing: A Multiple-Product  
Situation • 199

Plantwide Overhead Rate • 200

Departmental Rates • 200

Plantwide Rate Versus Departmental  
Rates • 202

Problems with Costing Accuracy • 202  
Non-Volume-Related Overhead  
Costs • 203

Product Diversity • 204

First-Stage Procedure • 205

Second-Stage Procedure • 205

Comparison of Product Costs • 206

The Cost of Measurement • 207

Indirect Measures and the Degree of  
Correlation • 208

**Ten Cost-Volume-Profit Analysis and  
Leverage 216**

**Eleven Short-Term Decisions 230**

**Twelve Financial Forecasting, Planning, and  
Budgeting 243**

The Sales Budget • 249

The Production Budget • 251

The Direct Material Budget • 251

The Direct Labor Budget • 254

The Factory Overhead Budget • 254

The Ending Inventory Budget • 257

The Selling and Administrative Expense  
Budget • 257

**The Cash Budget • 259**

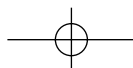
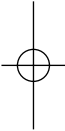
The Budgeted Income Statement • 259

The Budgeted Balance Sheet • 263

**Some Financial Calculations • 263**

**Budgeting Software • 263**

**The Latest Generation of Budgeting  
and Planning (B&P) Software • 266**



<b>Thirteen</b>	<b>Risk Management</b>	<b>271</b>
	An Approach to Risk Management • 272	
	A Close Look at Risk Management • 274	
	How to Reduce Investment Risk: Diversify • 277	
	Beta—the Capital Asset Pricing Model (CAPM) • 281	
	The Arbitrage Pricing Model (APM) • 283	
<b>Fourteen</b>	<b>Capital Budgeting</b>	<b>286</b>
	Time Value Fundamentals • 287	
	Payback Period • 292	
	Accounting (Simple) Rate of Return • 294	
	Net Present Value Method • 295	
	Internal Rate of Return • 296	
	Profitability Index (or Present Value Index) • 299	
	Limited Funds for Capital Spending • 300	
	Effect of Income Taxes on Capital Budgeting Decisions • 303	
<b>Fifteen</b>	<b>The What and Why of Responsibility Accounting</b>	<b>310</b>
	Cost Center Performance and Standard Costs • 313	
	General Model for Variance Analysis • 313	
	Flexible Budgets and Performance Reports • 318	
	Production Mix and Yield Variances • 324	
<b>Sixteen</b>	<b>Control of Profit Centers</b>	<b>330</b>
	Profit Variance Analysis • 332	
<b>Seventeen</b>	<b>Performance of Investment Centers and Transfer Pricing</b>	<b>341</b>
	Rate of Return on Investment (ROI) • 341	
	Residual Income (RI) • 342	

	<b>Investment Decisions Under ROI and RI • 343</b>	
	Residual Income and Economic Value Added • 344	
<b>Eighteen</b>	<b>Transfer Pricing • 344</b>	
	<b>How to Analyze and Improve Corporate Profitability and Shareholder Value</b>	<b>350</b>
	Balanced Scorecard • 361	
	Economic Value Added (EVA®) • 365	
	EVA and Value Creation • 367	
	More on NOPAT • 367	
	<b>Capital Charge • 369</b>	
	Key Features of EVA • 369	
	What Value-Driven Managers Can Do to Improve EVA • 370	
	EVA Compensation • 371	
<b>Nineteen</b>	<b>A Caveat • 371</b>	
	<b>Sustainable Growth Model</b>	<b>372</b>
	Sustainable Growth Modeling • 372	
	Value of Sustainable Growth Modeling • 373	
	Conditions for Sustainable Growth Modeling • 374	
	Sustainable Growth Modeling Variables • 374	
	Steady-State Sustainable Growth Model • 375	
	How to Manage Growth • 375	
	Simulation of How to Manage Growth • 378	
	Analysis of Data • 380	
	Simulations Using Sustainable Growth Modeling—Solving for Other Variables • 383	
	Case 1 • 383	
	Case 2 • 383	
	Case 3 • 383	
	Strategic Planning Implications • 384	
	How to Use the Goal Seek Command in Excel • 384	
	Conclusion • 386	

<b>Part 4</b>	<b><i>Management of Assets and Payables</i></b>	
<b>Twenty</b>	<b>Working Capital and Cash Management</b>	<b>389</b>
	<b>Evaluating Working Capital • 389</b>	
	<b>Cash Management • 390</b>	
	Acceleration of Cash Inflow • 393	
	Cash Flow Software • 402	
	<b>Banking Relationships • 405</b>	
	<b>International Cash Management • 406</b>	
<b>Twenty-one</b>	<b>Management of Accounts Receivable</b>	<b>408</b>
	<b>Investment in Accounts Receivable • 412</b>	
<b>Twenty-two</b>	<b>Inventory Management</b>	<b>421</b>
	Inventory Management Policies • 423	
	<b>Inventory Costs • 428</b>	
	<b>Economic Order Quantity (EOQ) • 429</b>	
	<b>Reorder Point • 431</b>	
	<b>How to Find the Optimal Stock Size • 434</b>	
	Case 1: Variable usage rate, constant lead time • 434	
	Case 2: Constant usage rate, constant lead time • 436	
	<b>ABC Inventory Control • 438</b>	
	<b>Service Business • 438</b>	
<b>Twenty-three</b>	<b>Management of Payables</b>	<b>440</b>
	<b>Accounts Payable System • 440</b>	
<b>Part 5</b>	<b><i>Financing the Business</i></b>	
<b>Twenty-four</b>	<b>Short-Term and Intermediate-Term Financing</b>	<b>447</b>
	<b>Short-Term Financing • 447</b>	
	<b>Intermediate-Term Financing • 467</b>	
<b>Twenty-five</b>	<b>Long-Term Financing</b>	<b>473</b>
	<b>Types of Long-Term Debt and When Each Should Be Used • 474</b>	
	<b>Issuance of Equity Securities • 484</b>	
	<b>Financing Strategy • 493</b>	

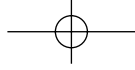
Contents		xiii
<b>Twenty-six</b>	<b>Warrants and Convertibles</b>	<b>504</b>
	Warrants • 504	
	Convertible Securities • 507	
<b>Twenty-seven</b>	<b>Cost of Capital and Capital Structure Decisions</b>	<b>515</b>
	Cost of Debt • 515	
	Cost of Preferred Stock • 516	
	Cost of Equity Capital • 517	
	Capital Asset Pricing Model (CAPM) Approach • 518	
	Cost of Retained Earnings • 519	
	Historical Weights • 520	
	Book Value Weights • 520	
	Market Value Weights • 521	
	Target Weights • 522	
	Marginal Weights • 522	
	EBIT-EPS Approach to Capital Structure Decisions • 523	
	A Word of Caution • 525	
	Analysis of Corporate Cash Flows • 526	
	Coverage Ratios • 526	
	Capital Structure Decisions • 529	
<b>Twenty-eight</b>	<b>Dividend Policy</b>	<b>530</b>
<b>Twenty-nine</b>	<b>Financial Management of Multinational Corporations</b>	<b>536</b>
	Financial Strategies • 541	
	Translation Exposure • 542	
	Transaction Exposure • 543	
	Operating Exposure • 547	
	Interest Rates • 548	
	Inflation • 549	
	Appraising Foreign Investments • 550	
	Examples of Political Risks • 551	
	Financing • 556	
	Analysis of Foreign Investments • 559	

<b>Part 6</b>	<b><i>Financial Analysis</i></b>	
<b>Thirty</b>	<b>Financial Statement Analysis</b>	<b>573</b>
	<b>Balance Sheet Analysis • 575</b>	
	<b>Potential for Business Failure • 596</b>	
	<b>Income Statement Analysis • 600</b>	
	<b>Market Value Ratios • 607</b>	
	<b>Analyzing the Financial Structure of the Firm • 608</b>	
	Product Line Measures • 611	
	Industry Characteristics Indicative of Greater Risk • 614	
	Ratios to Be Examined • 614	
	Considerations in Foreign Operations • 614	
<b>Thirty-one</b>	<b>Analysis, Evaluation, and Control of Revenue and Costs</b>	<b>616</b>
	<b>Control Reports • 616</b>	
	<b>Control of Costs • 619</b>	
	<b>Performance Measures • 622</b>	
	Quality • 623	
	Productivity • 623	
	Personnel Performance • 623	
	Sales Efforts • 624	
	Space Utilization • 624	
	Business Processes • 624	
<b>Thirty-two</b>	<b>Insurance and Legal Considerations</b>	<b>626</b>
	<b>Types of Insurance • 628</b>	
	Medical and Catastrophe Coverage • 634	
	Liability Insurance Coverage for CFOs • 635	
	<b>Business Law • 635</b>	
<b>Thirty-three</b>	<b>Basics of Economics</b>	<b>637</b>
	1. Measures of Overall Economic Performance • 637	
	2. Price Indices • 641	
	3. Indices of Labor Market Conditions • 643	
	4. Money and Credit Market Indicators • 643	
	5. Index of Leading Indicators • 643	
	6. Measures for Major Product Markets • 643	

	<b>Indices of Leading, Coincident, and Lagging Economic Indicators • 643</b>	
	<b>Other Important Economic Indices • 646</b>	
	<b>Monetary Indicators and How They Impact the Economy • 647</b>	
	Effects of Lowering the Discount Rate • 650	
	Productivity and Unit Labor Costs • 652	
	<b>Understanding Economic Data and Indicators • 654</b>	
	Economic Indicators and Stocks and Businesses • 655	
	Economic Indicators and Bond Yields • 656	
<b>Part 7</b>	<b><i>Investments</i></b>	
<b>Thirty-four</b>	<b>Corporate Investments in Securities</b>	<b>661</b>
	<b>Terms and Features of Bonds • 665</b>	
	<b>Mortgages • 675</b>	
	<b>Other Fixed Income Investments • 677</b>	
	Preferred Stock Ratings • 681	
	Money Market Preferred Stock: The Newest Investment Form • 683	
<b>Part 8</b>	<b><i>Taxation</i></b>	
<b>Thirty-five</b>	<b>Tax Factors in Financial Decision Making</b>	<b>687</b>
	Amortization • 691	
<b>Part 9</b>	<b><i>Mergers, Divestitures, Failure, and Reorganization</i></b>	
<b>Thirty-six</b>	<b>Mergers and Acquisitions</b>	<b>699</b>
	<b>Capitalization of Earnings • 700</b>	
	<b>Capitalization of Excess Earnings • 703</b>	
	<b>Capitalization of Cash Flow • 705</b>	
	<b>Present Value of Future Cash Flows • 705</b>	
	<b>Operating Cash Flow • 707</b>	
	<b>Book Value • 707</b>	
	<b>Tangible Net Worth • 707</b>	
	<b>Fair Market Value of Net Assets • 707</b>	
	<b>Liquidation Value • 708</b>	

	<b>Replacement Value • 709</b>	
	<b>Secured-Loan Value • 709</b>	
	<b>Capitalization of Revenue • 709</b>	
	<b>Profit Margin/capitalization Rate • 710</b>	
	<b>Price-Earnings Ratio • 710</b>	
	<b>Similar Businesses • 711</b>	
	<b>Sales of Stock • 712</b>	
	<b>Combination of Methods • 712</b>	
	<b>Accounting Adjustments • 713</b>	
<b>Thirty-seven</b>	<b>Divestiture</b>	<b>714</b>
	<b>Asset Valuation Methods • 716</b>	
	<b>Profitability Methods • 717</b>	
	<b>Market-Based Comparisons • 718</b>	
	<b>Discounted Cash Flow Analysis • 718</b>	
	<b>An Illustration: Discounted Cash Flow Analysis • 719</b>	
	<b>Divestiture with Uncertainty • 723</b>	
	Risk-Adjusted Discount Rate • 723	
	Sensitivity Analysis • 724	
	Simulation • 724	
<b>Thirty-eight</b>	<b>Forecasting Corporate Financial Distress</b>	<b>726</b>
	Application • 736	
	Application • 741	
<b>Thirty-nine</b>	<b>Failure and Reorganization</b>	<b>749</b>
<b>Forty</b>	<b>Valuation of Bonds and Stocks</b>	<b>762</b>
	<b>How to Value a Security • 762</b>	
	<b>How to Value Bonds • 763</b>	
	<b>How to Value Preferred Stock • 767</b>	
	<b>How to Calculate Expected Return from Preferred Stock • 768</b>	
	<b>How to Value Common Stock • 769</b>	
	Single Holding Period • 769	
	Multiple Holding Period • 769	
	Zero Growth Case • 770	
	Constant Growth Case • 770	
	<b>What are Some Price-Earnings Ratio Approaches? • 772</b>	

	<b>What Other Pragmatic Approaches Exist? • 777</b>	
	Price-Sales (P/S) Ratio • 777	
	Price-Dividends (P/D) Ratio • 778	
	Price-Book (P/B) Ratio • 778	
	<b>What Is the Bottom Line? • 779</b>	
	<b>Summary • 780</b>	
<b>Forty-one</b>	<b>Financial Statement Analysis: Key Financial Ratios and Metrics for Nonprofits</b>	<b>781</b>
	<b>Trend Analysis • 782</b>	
	<b>Analysis of the Balance Sheet • 783</b>	
	<b>Liquidity Analysis • 783</b>	
	<b>Financial Flexibility • 787</b>	
	<b>Asset Utilization • 787</b>	
	<b>Analysis of Fixed Assets • 788</b>	
	<b>Analysis of Liabilities • 788</b>	
	<b>Appraisal of Solvency, Capital Structure, and NET Assets (Fund Balance) • 789</b>	
	<b>Evaluation of The Statement of Activities • 789</b>	
	<b>Revenue • 791</b>	
	<b>Costs • 791</b>	
	<b>Profitability • 792</b>	
	<b>Disclosures • 792</b>	
	<b>Performance Metrics • 793</b>	
	Charity Commitment • 793	
	Fundraising Efficiency • 793	
	Donor Dependency • 794	
	<b>Fundraising Ability • 795</b>	
	<b>Analysis of Pledges • 795</b>	
	<b>Analysis of Contributions • 795</b>	
	<b>Looking at Endowments • 796</b>	
	<b>Evaluation of Grants • 797</b>	
	<b>Audit Reliability • 798</b>	
	<b>Software • 798</b>	
	<b>Spotting Potential Bankruptcy and Avoiding Financial Problems • 798</b>	



**Case Study in Financial Statement  
Analysis • 801**  
Family Service Agency of Utopia • 801

**Liquidity Analysis • 802**

**Analysis of Solvency • 804**

**Analysis of the Statement of  
Activities • 805**

**Conclusion • 810**

**Appendix 811**

**Index 821**

