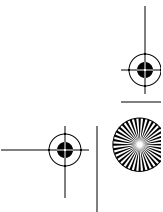
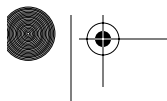
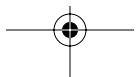
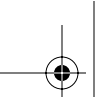
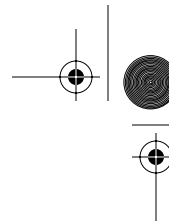


# Contents at a Glance

<i>Introduction</i>		<i>xv</i>
<b>Chapter 1</b>	Installing Windows XP Professional	1
<b>Chapter 2</b>	Implementing and Conducting Administration of Resources	37
<b>Chapter 3</b>	Implementing and Conducting Administration of Resources	81
<b>Chapter 4</b>	Monitoring and Optimizing System Performance and Reliability	119
<b>Chapter 5</b>	Configuring and Troubleshooting the Desktop Environment	153
<b>Chapter 6</b>	Implementing, Managing, and Troubleshooting Network Protocols and Services	175
<b>Chapter 7</b>	Configuring, Managing, and Troubleshooting Security	233
<i>Index</i>		307

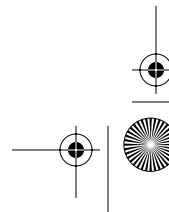
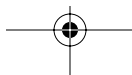
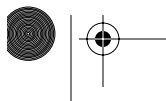


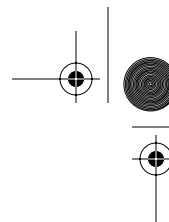




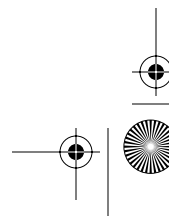
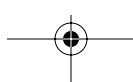
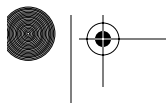
# Contents

<i>Introduction</i>		<i>xv</i>
<b>Chapter 1</b>	<b>Installing Windows XP Professional</b>	<b>1</b>
	Perform and Troubleshoot an Attended Installation of Windows XP Professional	2
	Critical Information	2
	Exam Essentials	4
	Perform and Troubleshoot an Unattended Installation of Windows XP Professional	4
	Critical Information	4
	Exam Essentials	22
	Upgrade from a Previous Version of Windows to Windows XP Professional	23
	Critical Information	23
	Exam Essentials	26
	Perform Post-Installation Updates and Product Activation	27
	Critical Information	27
	Exam Essentials	28
	Troubleshoot Failed Installations	28
	Critical Information	28
	Exam Essentials	30
	Review Questions	31
	Answers to Review Questions	34
<b>Chapter 2</b>	<b>Implementing and Conducting Administration of Resources</b>	<b>37</b>
	Monitor, Manage, and Troubleshoot Access to Files and Folders	38
	Critical Information	38
	Exam Essentials	48
	Manage and Troubleshoot Access to Shared Folders	48
	Critical Information	49
	Exam Essentials	57
	Connect to Local and Network Print Devices	57
	Critical Information	57
	Exam Essentials	69
	Configure and Manage File Systems	69
	Critical Information	69
	Exam Essentials	71
	Manage and Troubleshoot Access to and Synchronization of Offline Files	71
	Critical Information	72
	Exam Essentials	75

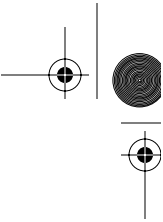




	Review Questions	76
	Answers to Review Questions	79
<b>Chapter 3</b>	<b>Implementing and Conducting Administration of Resources</b>	<b>81</b>
	Implement, Manage, and Troubleshoot Disk Devices	83
	Critical Information	83
	Exam Essentials	89
	Implement, Manage, and Troubleshoot Display Devices	89
	Critical Information	90
	Exam Essentials	92
	Configure Advanced Configuration Power Interface (ACPI)	93
	Critical Information	93
	Exam Essentials	97
	Implement, Manage, and Troubleshoot Input and Output (I/O) Devices	97
	Critical Information	98
	Exam Essentials	108
	Manage and Troubleshoot Drivers and Driver Signing	108
	Critical Information	109
	Exam Essentials	112
	Monitor and Configure Multiprocessor Computers	112
	Critical Information	112
	Exam Essentials	113
	Review Questions	114
	Answers to Review Questions	117
<b>Chapter 4</b>	<b>Monitoring and Optimizing System Performance and Reliability</b>	<b>119</b>
	Monitoring, Optimizing, and Troubleshooting Performance	120
	Critical Information	120
	Exam Essentials	133
	Manage, Monitor, and Optimize System Performance for Mobile Users	133
	Critical Information	133
	Exam Essentials	136
	Restoring and Backing Up the Operating System, System State Data, and User Data	136
	Critical Information	136
	Exam Essentials	148
	Review Questions	149
	Answers to Review Questions	152



<b>Chapter 5</b>	<b>Configuring and Troubleshooting the Desktop Environment</b>	<b>153</b>
	Configure and Manage User Profiles and Desktop Settings	154
	Critical Information	154
	Exam Essentials	159
	Configure Support for Multiple Languages or Multiple Locations	159
	Critical Information	160
	Exam Essentials	163
	Manage Applications by Using Windows Installer Packages	164
	Critical Information	164
	Exam Essentials	168
	Review Questions	169
	Answers to Review Questions	172
<b>Chapter 6</b>	<b>Implementing, Managing, and Troubleshooting Network Protocols and Services</b>	<b>175</b>
	Configure and Troubleshoot the TCP/IP Protocol	176
	Critical Information	176
	Exam Essentials	191
	Connect to Computers by Using Dial-Up Networking	192
	Critical Information	192
	Exam Essentials	203
	Connect to Resources by Using Internet Explorer	203
	Critical Information	203
	Exam Essentials	204
	Configure, Manage, and Implement Internet Information Services (IIS)	204
	Critical Information	205
	Exam Essentials	215
	Configure, Manage, and Troubleshoot Remote Desktop and Remote Assistance	216
	Critical Information	216
	Exam Essentials	225
	Configure, Manage, and Troubleshoot an Internet Connection Firewall (ICF)	226
	Critical Information	226
	Exam Essentials	226
	Review Questions	228
	Answers to Review Questions	231



<b>Chapter 7</b>	<b>Configuring, Managing, and Troubleshooting Security</b>	<b>233</b>
	Configure, Manage, and Troubleshoot Encrypting File System (EFS)	234
	Critical Information	234
	Exam Essentials	239
	Configure, Manage, and Troubleshoot a Security Configuration and Local Security Policy	240
	Critical Information	240
	Exam Essentials	255
	Configure, Manage, and Troubleshoot Local User and Group Accounts	255
	Critical Information	255
	Exam Essentials	270
	Configure, Manage, and Troubleshoot Internet Explorer Security Settings	270
	Critical Information	270
	Exam Essentials	276
	Review Questions	277
	Answers to Review Questions	279
<i>Index</i>		307

