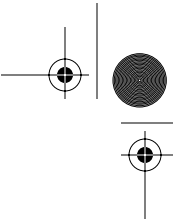


## Contents at a Glance

---

<i>Introduction</i>	<i>xix</i>
<b>Chapter 1:</b> The Big Picture	<b>1</b>
<b>Chapter 2:</b> Putting Words on the Screen	<b>23</b>
<b>Chapter 3:</b> Managing Windows	<b>39</b>
<b>Chapter 4:</b> Command Buttons	<b>61</b>
<b>Chapter 5:</b> Using Text Input Controls	<b>73</b>
<b>Chapter 6:</b> The Other Controls	<b>87</b>
<b>Chapter 7:</b> Dialog Boxes	<b>113</b>
<b>Chapter 8:</b> Common Windows User Interface Elements	<b>137</b>
<b>Chapter 9:</b> User Input and Navigation	<b>165</b>
<b>Chapter 10:</b> Common Interaction Patterns	<b>185</b>
<b>Chapter 11:</b> User Choice, Customization, and Confusion	<b>197</b>
<b>Chapter 12:</b> The Web Is Not Windows	<b>215</b>
<b>Chapter 13:</b> Building a Web Page	<b>239</b>
<b>Chapter 14:</b> Common Web Design Patterns	<b>269</b>
<b>Chapter 15:</b> Common Web Interaction Patterns	<b>293</b>
<b>Appendix:</b> Looking Forward to the Next Generation: Designing User Interfaces for Avalon	<b>307</b>
<i>Index</i>	<i>329</i>

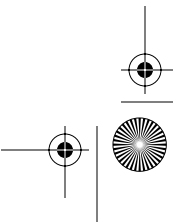
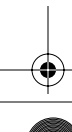
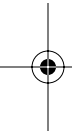


# Contents

---

*Introduction* *xix*

<b>Chapter 1</b>	<b>The Big Picture</b>	<b>1</b>
	User Interface Design for the Busy Developer	2
	Thinking About Software	3
	Software as a Conversation	3
	Similes, Metaphors, and Software	3
	Software as a Means	5
	Finding a Few Guiding Lights	6
	Concentrating on the Task	6
	Using Common Idioms	8
	Debunking the Myth of Intuition	10
	Basics of a Good User Interface	11
	Respect the User	11
	Keep Things Simple	13
	Be Direct	16
	Be Forgiving	19
	Be Consistent	20
	Summary	21
<b>Chapter 2</b>	<b>Putting Words on the Screen</b>	<b>23</b>
	Guidelines for Window Titles	24
	Windows Without Documents	24
	Single-Document Interface Windows	26
	Multiple-Document Interface Windows	27
	The Basics of User Interface Text	28
	Thinking About Text	29
	Identification Text	29
	Instructional Text	30
	Messages and More Messages	31



Using ToolTips and Other Instant Help	34	
Using ToolTips	34	
Supplying Context-Sensitive Help	35	
Working with the Status Bar	36	
Dealing with Multiple Languages	37	
Text versus Images	37	
Summary	38	
<b>Chapter 3</b>	<b>Managing Windows</b>	<b>39</b>
Why Windows?	40	
Types of Windows	41	
Primary Windows	41	
Secondary Windows	46	
Irregular Windows	53	
Arranging Windows	53	
No-Document Interface	54	
Single-Document Interface (SDI)	54	
Multiple-Document Interface (MDI)	55	
Workbook	56	
Tabbed Documents	56	
Local Web	57	
Using Multiple Main Windows	58	
Designing Your Window Strategy	58	
Summary	60	
<b>Chapter 4</b>	<b>Command Buttons</b>	<b>61</b>
The Look and Feel of Buttons	62	
How Buttons Function	62	
Laying Out Buttons	65	
Labeling Buttons	68	
Button Actions	70	
Summary	72	
<b>Chapter 5</b>	<b>Using Text Input Controls</b>	<b>73</b>
The Basics of Text Entry	74	
Navigating Text Controls	74	
Working with Text Boxes	76	

Supplying Default Values	78
Handling Passwords	79
Text Box Annoyances	80
Types of Text Controls	80
Single-Line Text Box	81
Multiline Text Box	81
Rich-Text Box	82
Masked Edit Control	83
Spin Box	83
Helping Users with Data Entry	85
Choosing the Right Control	85
Summary	86
<b>Chapter 6</b>	<b>The Other Controls</b>
	<b>87</b>
Presenting Choices	88
Radio Buttons	88
Check Boxes	90
Toggle Buttons	92
Issues with Choice Controls	94
Handling Lists	96
List Boxes	96
Combo Boxes	98
General List Control Techniques	99
Space Management with Tabs	99
ListViews and TreeViews	103
Grid Controls	107
Miscellaneous Controls	109
ProgressBar	109
Outlook Bar	110
What's Left?	111
Summary	112
<b>Chapter 7</b>	<b>Dialog Boxes</b>
	<b>113</b>
Overview of Dialog Boxes	114
The Uses of Dialog Boxes	114
Modal and Modeless Dialog Boxes	116
Four Types of Dialog Boxes	118

Dialog Box Layout	120	
Arranging Controls	120	
Adding More Controls	121	
Dealing with Buttons	124	
Unfolding Dialog Boxes	126	
Resizable Dialog Boxes	126	
Cascading Dialog Boxes	127	
Preventing Dialog Box Problems	128	
Using the Common Dialog Boxes	129	
Open Dialog Box	130	
Save As Dialog Box	131	
Browse for Folder Dialog Box	131	
Find Dialog Box	132	
Replace Dialog Box	132	
Print Dialog Box	133	
Page Setup Dialog Box	134	
Font Dialog Box	134	
Color Dialog Box	135	
Summary	136	
<b>Chapter 8</b>	<b>Common Windows User Interface Elements</b>	<b>137</b>
Toolbars	138	
Floating Auxiliary Windows	141	
Status Bars	143	
Splitters	144	
Menus	147	
Menu Mechanics	147	
Organizing and Naming Menu Commands	153	
Shortcut Menus	156	
Menu Styles	157	
Wizards	160	
Summary	163	
<b>Chapter 9</b>	<b>User Input and Navigation</b>	<b>165</b>
Five Ways to Work	166	
Keyboard Shortcuts	166	
Toolbar	167	

Menus	167	
Menu Shortcuts	168	
Direct Action	168	
A Final Way: The Hybrid Approach	168	
Organizing an Application	169	
Start with Functionality	169	
Finding the Hierarchy	170	
Refining the Menus	173	
Assigning Menu Shortcut Keys	174	
Assigning Direct Shortcut Keys	176	
Choosing Toolbars	178	
Finishing Touches	179	
Under the Covers	180	
Shared Code	181	
Handling Undo	182	
Summary	183	
<b>Chapter 10</b>	<b>Common Interaction Patterns</b>	<b>185</b>
More Ways to Work with Windows	186	
Always-on-Top Windows	186	
Autohide Windows	190	
Avoiding Modal Dialog Boxes	191	
Handling Data Transfer	193	
Cut, Copy, and Paste	193	
Drag and Drop	195	
Summary	196	
<b>Chapter 11</b>	<b>User Choice, Customization, and Confusion</b>	<b>197</b>
Menu and Toolbar Customization	198	
No Customization	198	
Simple Customization	198	
Complex Customization	199	
Adaptive Menus	202	
Docking and Anchoring	203	
Color Choices and Skinning	208	

Application-Specific Customization	210
The Computer Is Not a Puppy Dog	212
Summary	213
<b>Chapter 12 The Web Is Not Windows</b>	<b>215</b>
Expanding Your Skills to the Web	216
Pages, Sites, and Applications	217
Web Pages	217
Websites	218
Web Applications	218
New Rules and New Challenges	220
Limited Control Selection	221
Statelessness	222
Varying Browsers	225
Varying Standards	228
Unpredictable Infrastructure	232
Design Strategies	233
KISS Design	233
Bleeding-Edge Design	234
Extra Frosting Design	234
Single-Browser Design	236
Multiple-Browser Design	237
Tool-Driven Design	237
Summary	238
<b>Chapter 13 Building a Web Page</b>	<b>239</b>
The Elements of Page Design	240
Basic Elements	240
Forms	256
A Brief Look at Cascading Style Sheets	261
General Principles of Web Page Design	264
Web Page Design for Applications	264
Tips for Using Hyperlinks	266
Tips for Using Forms	267
Summary	268

<b>Chapter 14</b>	<b>Common Web Design Patterns</b>	<b>269</b>
	Common Web Pages	270
	Home Page	270
	Site Map Page	273
	Search Page	275
	About and Contact Pages	276
	Frequently Asked Questions	277
	Legal Pages	279
	Handling Site Navigation	282
	Persistent Navigation	284
	Hierarchical Navigation	286
	Breadcrumb Navigation	288
	What's New Pages	288
	Adaptive Websites	290
	Creating Web Applications	290
	Summary	292
<b>Chapter 15</b>	<b>Common Web Interaction Patterns</b>	<b>293</b>
	Thinking More About Searching	294
	Simple Search	294
	Advanced Search	295
	Outsourced Search	296
	Handling Electronic Commerce	297
	Form Annoyances and Fixes	299
	Handling Required Fields	299
	Handling Formatted Data	300
	Limiting Data Entry	302
	Handling International Input	303
	Handling Large Forms and Slow Users	304
	Handling Movement Issues	305
	Avoid the Reset Button	306
	Summary	306

<b>Appendix A</b>	<b>Looking Forward to the Next Generation: Designing User Interfaces for Avalon</b>	<b>307</b>
	“Longhorn,” “Avalon,” and “Aero”	308
	“Longhorn”	308
	“Avalon”	310
	“Aero”	319
	Application Archetypes	323
	Document Editor Applications	324
	Database Applications	324
	Production/Development Environment Applications	324
	E-Commerce Applications	325
	Information/Reference Applications	325
	Entertainment Applications	325
	Utility Applications	326
	Inductive User Interfaces	326
	Summary	328
	<i>Index</i>	329