



## CONTENTS AT A GLANCE

*Introduction* ■ **xix**

**PART I ■ A TASTE OF DESIGN AND EMBARKING ON TECHNIQUE 1**

*Chapter 1* ■ Web Design: The Big Picture 3

*Chapter 2* ■ Starting Up Dreamweaver 27

*Chapter 3* ■ Setting Up and Managing Your Page 61

*Chapter 4* ■ Adding and Manipulating Text 75

*Chapter 5* ■ Working with Images 103

*Chapter 6* ■ Working with Hyperlinks 117

*Chapter 7* ■ Working with Tables 133

**PART II ■ INTERMEDIATE DREAMWEAVER TECHNIQUES 157**

*Chapter 8* ■ Framing Your Page 159

*Chapter 9* ■ Reusable Elements: Library Items and Templates 187

*Chapter 10* ■ Working with Forms 217

*Chapter 11* ■ Inserting and Manipulating Multimedia 233

*Chapter 12* ■ Managing and Publishing your Site with Dreamweaver 259

**PART III ■ WORKING WITH DYNAMIC HTML 283**

*Chapter 13* ■ Working with Cascading Style Sheets 285

*Chapter 14* ■ Absolute Positioning with Layers 307

*Chapter 15* ■ Adding Advanced Interactivity with Behaviors 321

*Chapter 16* ■ Animating with the Timeline Tool 351

**PART IV ■ MAKING DREAMWEAVER DYNAMIC 367**

*Chapter 17* ■ Setting the Groundwork for your Dynamic Database-Driven Application 369

*Chapter 18* ■ Displaying and Manipulating Data from Your Database 401

*Chapter 19* ■ Developing Common Dynamic Applications 423

*Index* ■ **449**



# Contents

---

Introduction xix

**PART I ■ A TASTE OF DESIGN AND EMBARKING ON TECHNIQUE 1**

**Chapter 1 ■ Web Design: The Big Picture 3**

How the Web Works 4

Browser Madness 10

Fundamentals of Interactive Design 12

Inspiration: Design and Technique 24

Summary 25

**Chapter 2 ■ Starting Up Dreamweaver 27**

What's New in Dreamweaver MX? 28

A Quick Tour of the Dreamweaver Interface 30

Customizing the Dreamweaver MX Environment 43

Setting Up a Local Site 50

Inspiration: Design and Technique 58

Summary 59

**Chapter 3 ■ Setting Up and Managing Your Page 61**

Opening a New Document 62

Opening an Existing Document 63



Saving a Document 64

Setting Your Page Properties 64

Previewing Your Work in a Browser 70

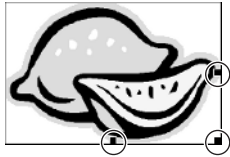
Inspiration: Design and Technique 72

Summary 73



**Chapter 4 ■ Adding and Manipulating Text 75**

Creating and Placing Text	76
Manipulating Text	76
Organizing and Laying Out Text	82
Inserting Special Characters	89
Inserting the Date	89
Using HTML Styles to Format Text	90
Managing a Page's Textual Content	94
Using Flash Text	99
Inspiration: Design and Technique	101
Summary	102



**Chapter 5 ■ Working with Images 103**

Understanding Web Image Formats	104
Placing Images	105
Manipulating Images	106
Inspiration: Design and Technique	114
Summary	115



**Chapter 6 ■ Working with Hyperlinks 117**

Understanding Hyperlinks	118
Adding Hyperlinks	119
Beyond the Hyperlink Basics	126
Inspiration: Design and Technique	131
Summary	132

**Chapter 7 ■ Working with Tables 133**

Understanding Tables	134
Creating Tables in Standard View	134
Creating Tables in Layout View	144
Inspiration: Design and Technique	155
Summary	156

**PART II ■ INTERMEDIATE DREAMWEAVER TECHNIQUES** **157**

**Chapter 8 ■ Framing Your Page** **159**

Understanding Frames	160
Creating a Frames Page	161
Resizing Frames	167
Deleting Frames	168
Manipulating Frame Properties	168
Manipulating Frameset Properties	175
Adding Content to Frames	180
Managing Link in Frames with Targets	180
Saving a Frames Page	182
Creating NoFrames Content	183
Inspiration: Design and Technique	184
Summary	185

**Chapter 9 ■ Reusable Elements: Library Items and Templates** **187**

What Is a Library Item?	188
Creating Library Items	189
Applying a Library Item to a Page	191
Managing Library Items	192
What is a Dreamweaver Template?	195
Creating Templates	196
Using Templates	202
Managing and Manipulating Templates	205
Managing and Manipulating Site-Wide Assets with the Assets Panel	207
Inspiration: Design and Technique	215
Summary	216





<b>Chapter 10 ■ Working with Forms</b>	<b>217</b>
Creating Forms	218
Inspiration: Design and Technique	231
Summary	232
<b>Chapter 11 ■ Inserting and Manipulating Multimedia</b>	<b>233</b>
Before We Get Started	234
Working with Flash Movies	234
Working with Shockwave Files	241
Integrating Java Applets	243
Working with Netscape Plug-in Media	246
Working with ActiveX Controls	250
Adding Audio to Your Site	255
Inspiration: Design and Technique	257
Summary	258
<b>Chapter 12 ■ Managing and Publishing your Site with Dreamweaver</b>	<b>259</b>
Using the Site Window to Manipulate a Local Site	260
Using the Site Window to Manipulate a Remote Site	270
Inspiration: Design and Technique	281
Summary	282
<b>PART III ■ WORKING WITH DYNAMIC HTML</b>	<b>283</b>
<b>Chapter 13 ■ Working with Cascading Style Sheets</b>	<b>285</b>
What Are Cascading Style Sheets?	286
Understanding Styles and Their Attributes	288
Creating a Cascading Style Sheet	297
Applying a Style Sheet	300





Editing a Cascading Style Sheet	302
Converting CSS Styles to HTML Markup	302
Working with External Style Sheets	303
Inspiration: Design and Technique	305
Summary	305
<b>Chapter 14 ■ Absolute Positioning with Layers</b>	<b>307</b>
Creating Layers	308
Manipulating Layers	309
Working with the Layers Panel	317
Inspiration: Design and Technique	320
Summary	320
<b>Chapter 15 ■ Adding Advanced Interactivity with Behaviors</b>	<b>321</b>
Understanding Behaviors	322
Inserting Behaviors	325
Managing and Manipulating Behaviors	326
Working with Standard Dreamweaver Behaviors	328
Integrating New Behaviors	348
Inspiration: Design and Technique	349
Summary	350
<b>Chapter 16 ■ Animating with the Timeline Tool</b>	<b>351</b>
Understanding Timelines	352
Creating and Manipulating a Timeline	354
Animating an Object	359
Adding Frame Behaviors	362
Making the Animation Go (Vroom)	365
Inspiration: Design and Technique	366
Summary	366



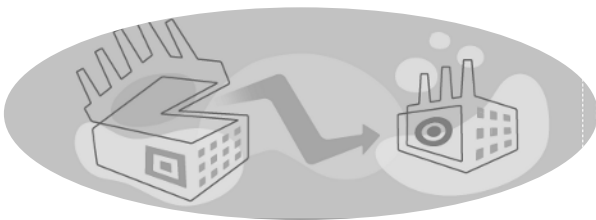
**PART IV ■ MAKING DREAMWEAVER DYNAMIC 367**

**Chapter 17 ■ Setting the Groundwork for your  
Dynamic Database-Driven  
Application 369**

Understanding Dynamic Database-Driven Applications	370
Working with an Application Server	377
Introduction to Dynamic Dreamweaver	379
Setting your Document Type	382
Setting Your Testing Server	384
Connecting to a Database	385
Working with a Database Connection	397
Viewing the Structure of your Database	398
Inspiration: Design and Technique	399
Summary	400

**Chapter 18 ■ Displaying and Manipulating  
Data from Your Database 401**

Creating a Source of Dynamic Content	402
Adding Dynamic Content to Your Page	411
Formatting Dynamic Text	416
Dynamically Displaying Multiple Records	416
Navigating Through Dynamically Generated Database Records	418
Creating a Record Counter	420
Inspiration: Design and Technique	421
Summary	422



<b>Chapter 19 ■ Developing Common Dynamic Applications</b>	<b>423</b>
Building a Master/Detail Page Set	424
Building an Insert Records Page	429
Building a User Registration Page	435
Building a Login Page	440
Building a Simple Search Engine	443
Inspiration: Design and Technique	447
Summary	448
Index	449



